



Location: CMA1b - Oil Street Site Office

Report on 24-hour TSP monitoring

Action Level ( $\mu\text{g}/\text{m}^3$ ) - 176.7

Limit Level ( $\mu\text{g}/\text{m}^3$ ) - 260

Date	Sampling Time	Weather Condition	Filter paper no.	Filter Weight, g		Elapse Time, hr		Sampling Time, hr	Flow Rate, $\text{m}^3/\text{min}$			Total Volume, $\text{m}^3$	TSP Level, $\mu\text{g}/\text{m}^3$
				Initial	Final	Initial	Final		Initial, $Q_{si}$	Final, $Q_{sf}$	Average		
29-Feb-16	8:00	Fine	014753	2.8171	3.0891	7764.00	7788.00	24.00	1.19	1.19	1.19	1717	158.4
5-Mar-16	8:00	Cloudy	014797	2.8378	3.0516	7791.00	7815.00	24.00	1.18	1.18	1.18	1705	125.4
11-Mar-16	8:00	Cloudy	013948	2.8172	2.8898	7818.00	7842.00	24.00	1.20	1.20	1.20	1725	42.1
17-Mar-16	8:00	Cloudy	014946	2.7946	2.9194	7845.00	7869.00	24.00	1.21	1.21	1.21	1744	71.6
23-Mar-16	8:00	Rainy	014910	2.8169	2.9036	7872.00	7896.00	24.00	1.23	1.24	1.24	1783	48.6

Report on 1-hour TSP monitoring

Action Level ( $\mu\text{g}/\text{m}^3$ ) - 320.1

Limit Level ( $\mu\text{g}/\text{m}^3$ ) - 500

Date	Sampling Time	Weather Condition	Filter paper no.	Filter Weight, g		Elapse Time, hr		Sampling Time, hr	Flow Rate, $\text{m}^3/\text{min}$			Total Volume, $\text{m}^3$	TSP Level, $\mu\text{g}/\text{m}^3$
				Initial	Final	Initial	Final		Initial, $Q_{si}$	Final, $Q_{sf}$	Average		
1-Mar-16	8:50	Fine	014712	2.8103	2.8254	7788.00	7789.00	1.00	1.24	1.24	1.24	75	202.6
1-Mar-16	10:30	Fine	014803	2.8035	2.8204	7789.00	7790.00	1.00	1.24	1.24	1.24	75	226.8
1-Mar-16	13:00	Fine	014800	2.8466	2.8604	7790.00	7791.00	1.00	1.24	1.24	1.24	75	185.2
7-Mar-16	9:05	Cloudy	013959	2.8119	2.8247	7815.00	7816.00	1.00	1.23	1.23	1.23	74	173.1
7-Mar-16	10:25	Cloudy	013956	2.8101	2.8212	7816.00	7817.00	1.00	1.23	1.23	1.23	74	150.1
7-Mar-16	13:50	Cloudy	013954	2.8096	2.8203	7817.00	7818.00	1.00	1.23	1.23	1.23	74	144.7
12-Mar-16	9:00	Cloudy	014794	2.8118	2.8198	7842.00	7843.00	1.00	1.20	1.20	1.20	72	111.5
12-Mar-16	10:30	Cloudy	014951	2.7737	2.7855	7843.00	7844.00	1.00	1.24	1.24	1.24	75	158.2
12-Mar-16	13:00	Cloudy	014947	2.7935	2.8048	7844.00	7845.00	1.00	1.20	1.20	1.20	72	157.6
18-Mar-16	9:00	Cloudy	014941	2.7900	2.8061	7869.00	7870.00	1.00	1.23	1.23	1.23	74	217.8
18-Mar-16	10:30	Cloudy	014938	2.7758	2.7844	7870.00	7871.00	1.00	1.18	1.18	1.18	71	121.0
18-Mar-16	13:00	Cloudy	014914	2.8268	2.8442	7871.00	7872.00	1.00	1.21	1.21	1.21	73	240.0
24-Mar-16	9:25	Rainy	014900	2.8081	2.8128	7896.00	7897.00	1.00	1.24	1.24	1.24	75	63.1
24-Mar-16	10:40	Rainy	014872	2.8245	2.8307	7897.00	7898.00	1.00	1.24	1.24	1.24	75	83.2
24-Mar-16	13:00	Rainy	014882	2.8323	2.8376	7898.00	7899.00	1.00	1.24	1.24	1.24	75	71.1



Location: CMA2a - Causeway Bay Community Centre

Report on 24-hour TSP monitoring

Action Level ( $\mu\text{g}/\text{m}^3$ ) - 169.5

Limit Level ( $\mu\text{g}/\text{m}^3$ ) - 260

Date	Sampling Time	Weather Condition	Filter paper no.	Filter Weight, g		Elapse Time, hr		Sampling Time, hr	Flow Rate, $\text{m}^3/\text{min}$			Total Volume, $\text{m}^3$	TSP Level, $\mu\text{g}/\text{m}^3$
				Initial	Final	Initial	Final		Initial, $Q_{si}$	Final, $Q_{sf}$	Average		
29-Feb-16	8:00	Fine	014702	2.8365	3.0343	17412.07	17436.07	24.00	1.13	1.13	1.13	1630	121.3
5-Mar-16	8:00	Cloudy	014790	2.8212	2.9500	17440.40	17464.40	24.00	1.12	1.12	1.12	1614	79.8
11-Mar-16	8:00	Cloudy	013700	2.8155	2.9093	17467.45	17491.45	24.00	1.21	1.20	1.21	1736	54.0
17-Mar-16	8:00	Cloudy	014936	2.7921	2.8893	17494.45	17518.45	24.00	1.13	1.15	1.14	1644	59.1
23-Mar-16	8:00	Rainy	014911	2.8075	2.9345	17521.45	17545.45	24.00	1.25	1.26	1.26	1811	70.1

Report on 1-hour TSP monitoring

Action Level ( $\mu\text{g}/\text{m}^3$ ) - 323.4

Limit Level ( $\mu\text{g}/\text{m}^3$ ) - 500

Date	Sampling Time	Weather Condition	Filter paper no.	Filter Weight, g		Elapse Time, hr		Sampling Time, hr	Flow Rate, $\text{m}^3/\text{min}$			Total Volume, $\text{m}^3$	TSP Level, $\mu\text{g}/\text{m}^3$
				Initial	Final	Initial	Final		Initial, $Q_{si}$	Final, $Q_{sf}$	Average		
1-Mar-16	9:03	Fine	014708	2.8194	2.8361	17436.07	17437.07	1.00	1.13	1.13	1.13	68	245.4
1-Mar-16	10:42	Fine	014811	2.8126	2.8244	17437.07	17438.07	1.00	1.13	1.13	1.13	68	173.4
1-Mar-16	13:00	Fine	014806	2.8168	2.8233	17438.07	17439.07	1.00	1.13	1.13	1.13	68	95.5
7-Mar-16	9:13	Cloudy	014784	2.8159	2.8240	17464.40	17465.40	1.00	1.12	1.12	1.12	67	120.3
7-Mar-16	10:27	Cloudy	013962	2.8145	2.8209	17465.40	17466.40	1.00	1.12	1.12	1.12	67	95.0
7-Mar-16	13:52	Cloudy	013965	2.8332	2.8403	17466.40	17467.40	1.00	1.12	1.12	1.12	67	105.4
12-Mar-16	9:30	Cloudy	014144	2.8006	2.8092	17491.45	17492.45	1.00	1.14	1.14	1.14	68	126.2
12-Mar-16	10:45	Cloudy	014958	2.7692	2.7790	17492.45	17493.45	1.00	1.27	1.23	1.25	75	130.6
12-Mar-16	13:00	Cloudy	014937	2.7999	2.8094	17493.45	17494.45	1.00	1.23	1.23	1.23	74	128.3
18-Mar-16	9:30	Cloudy	014993	2.8021	2.8114	17518.45	17519.45	1.00	1.12	1.12	1.12	67	138.2
18-Mar-16	10:45	Cloudy	014989	2.7880	2.7996	17519.45	17520.45	1.00	1.12	1.12	1.12	67	172.4
18-Mar-16	13:00	Cloudy	014923	2.8068	2.8229	17520.45	17521.45	1.00	1.19	1.19	1.19	71	226.2
24-Mar-16	9:27	Rainy	014894	2.8454	2.8505	17545.45	17546.45	1.00	1.26	1.26	1.26	76	67.3
24-Mar-16	10:43	Rainy	014890	2.8134	2.8187	17546.45	17547.45	1.00	1.26	1.26	1.26	76	70.0
24-Mar-16	13:00	Rainy	014897	2.8170	2.8200	17547.45	17548.45	1.00	1.26	1.26	1.26	76	39.6



Location: CMA3a - CWB PRE Site Office Area

Report on 24-hour TSP monitoring  
 Action Level ( $\mu\text{g}/\text{m}^3$ ) - 171  
 Limit Level ( $\mu\text{g}/\text{m}^3$ ) - 260

Date	Sampling Time	Weather Condition	Filter paper no.	Filter Weight, g		Elapse Time, hr		Sampling Time, hr	Flow Rate, $\text{m}^3/\text{min}$			Total Volume, $\text{m}^3$	TSP Level, $\mu\text{g}/\text{m}^3$
				Initial	Final	Initial	Final		Initial, $Q_{si}$	Final, $Q_{sf}$	Average		
29-Feb-16	8:00	Fine	014701	2.8213	3.0469	4904.15	4928.15	24.00	1.35	1.36	1.35	1950	115.7
5-Mar-16	8:00	Cloudy	014798	2.8142	2.9986	4931.15	4955.15	24.00	1.35	1.34	1.34	1936	95.3
11-Mar-16	8:00	Cloudy	013953	2.8198	2.8726	4958.16	4982.16	24.00	1.31	1.31	1.31	1887	28.0
17-Mar-16	8:00	Cloudy	014945	2.7765	2.8730	4985.16	5009.16	24.00	1.33	1.32	1.32	1906	50.6
23-Mar-16	8:00	Rainy	014912	2.8208	2.9130	5012.18	5036.18	24.00	1.58	1.59	1.59	2285	40.4

Report on 1-hour TSP monitoring  
 Action Level ( $\mu\text{g}/\text{m}^3$ ) - 311.3  
 Limit Level ( $\mu\text{g}/\text{m}^3$ ) - 500

Date	Sampling Time	Weather Condition	Filter paper no.	Filter Weight, g		Elapse Time, hr		Sampling Time, hr	Flow Rate, $\text{m}^3/\text{min}$			Total Volume, $\text{m}^3$	TSP Level, $\mu\text{g}/\text{m}^3$
				Initial	Final	Initial	Final		Initial, $Q_{si}$	Final, $Q_{sf}$	Average		
1-Mar-16	8:40	Fine	014713	2.8396	2.8533	4928.15	4929.15	1.00	1.23	1.23	1.23	74	186.1
1-Mar-16	10:25	Fine	014804	2.8050	2.8196	4929.15	4930.15	1.00	1.23	1.23	1.23	74	198.3
1-Mar-16	13:00	Fine	014801	2.8316	2.8442	4930.15	4931.15	1.00	1.23	1.23	1.23	74	171.2
7-Mar-16	9:50	Cloudy	013960	2.8318	2.8397	4955.15	4956.15	1.00	1.09	1.09	1.09	65	120.9
7-Mar-16	10:55	Cloudy	013957	2.8128	2.8222	4956.16	4957.16	1.00	1.21	1.21	1.21	73	129.0
7-Mar-16	13:30	Cloudy	013955	2.8163	2.8208	4957.16	4958.16	1.00	1.21	1.21	1.21	73	61.8
12-Mar-16	8:45	Cloudy	014795	2.8248	2.8275	4982.16	4983.16	1.00	1.23	1.23	1.23	74	36.6
12-Mar-16	10:25	Cloudy	014952	2.7829	2.7930	4983.16	4984.16	1.00	1.17	1.17	1.17	70	144.4
12-Mar-16	13:00	Cloudy	014948	2.7826	2.7924	4984.16	4985.16	1.00	1.10	1.10	1.10	66	148.2
18-Mar-16	8:45	Cloudy	014942	2.7745	2.7847	5009.16	5010.16	1.00	1.21	1.21	1.21	73	140.1
18-Mar-16	10:25	Cloudy	014939	2.7916	2.8020	5010.16	5011.16	1.00	1.21	1.21	1.21	73	142.9
18-Mar-16	13:00	Cloudy	014915	2.8088	2.8303	5011.16	5012.16	1.00	1.21	1.21	1.21	73	295.3
24-Mar-16	9:00	Rainy	014901	2.8055	2.8099	5036.18	5037.18	1.00	1.38	1.38	1.38	83	53.0
24-Mar-16	10:25	Rainy	014873	2.8243	2.8268	5037.18	5038.18	1.00	1.38	1.38	1.38	83	30.1
24-Mar-16	13:00	Rainy	014875	2.8218	2.8247	5038.18	5039.18	1.00	1.38	1.38	1.38	83	35.0



Location: CMA4a - SPCA

Report on 24-hour TSP monitoring

Action Level ( $\mu\text{g}/\text{m}^3$ ) - 171.2  
Limit Level ( $\mu\text{g}/\text{m}^3$ ) - 260

Date	Sampling Time	Weather Condition	Filter paper no.	Filter Weight, g		Elapse Time, hr		Sampling Time, hr	Flow Rate, $\text{m}^3/\text{min}$			Total Volume, $\text{m}^3$	TSP Level, $\mu\text{g}/\text{m}^3$
				Initial	Final	Initial	Final		Initial, $Q_{si}$	Final, $Q_{sf}$	Average		
29-Feb-16	8:00	Fine	014754	2.7980	3.0309	21689.15	21713.15	24.00	1.30	1.31	1.30	1878	124.0
5-Mar-16	8:00	Cloudy	014788	2.8279	2.9675	21716.15	21740.15	24.00	1.30	1.29	1.29	1864	74.9
11-Mar-16	8:00	Cloudy	013966	2.8200	2.9089	21743.16	21767.16	24.00	1.31	1.31	1.31	1887	47.1
17-Mar-16	8:00	Cloudy	014935	2.7821	2.8699	21770.16	21794.16	24.00	1.25	1.25	1.25	1798	48.8
23-Mar-16	8:00	Rainy	014913	2.8154	2.8916	21797.18	21821.18	24.00	1.43	1.44	1.43	2065	36.9

Report on 1-hour TSP monitoring

Action Level ( $\mu\text{g}/\text{m}^3$ ) - 312.5  
Limit Level ( $\mu\text{g}/\text{m}^3$ ) - 500

Date	Sampling Time	Weather Condition	Filter paper no.	Filter Weight, g		Elapse Time, hr		Sampling Time, hr	Flow Rate, $\text{m}^3/\text{min}$			Total Volume, $\text{m}^3$	TSP Level, $\mu\text{g}/\text{m}^3$
				Initial	Final	Initial	Final		Initial, $Q_{si}$	Final, $Q_{sf}$	Average		
1-Mar-16	8:41	Fine	014710	2.8205	2.8348	21713.15	21714.15	1.00	1.31	1.31	1.31	78	182.5
1-Mar-16	10:18	Fine	014813	2.8215	2.8359	21714.15	21715.15	1.00	1.31	1.31	1.31	78	183.8
1-Mar-16	13:00	Fine	014808	2.8207	2.8326	21715.15	21716.15	1.00	1.31	1.31	1.31	78	151.9
7-Mar-16	8:53	Cloudy	014783	2.8056	2.8130	21740.15	21741.15	1.00	1.25	1.25	1.25	75	99.0
7-Mar-16	10:04	Cloudy	013945	2.8159	2.8222	21741.15	21742.15	1.00	1.25	1.25	1.25	75	84.2
7-Mar-16	13:15	Cloudy	013964	2.8203	2.8259	21742.15	21743.15	1.00	1.30	1.30	1.30	78	72.0
12-Mar-16	9:00	Cloudy	014781	2.8264	2.8320	21767.16	21768.16	1.00	1.31	1.31	1.31	78	71.4
12-Mar-16	10:25	Cloudy	013697	2.7970	2.8050	21768.16	21769.16	1.00	1.31	1.31	1.31	78	102.0
12-Mar-16	13:00	Cloudy	014954	2.7815	2.7895	21769.16	21770.16	1.00	1.31	1.31	1.31	78	102.0
18-Mar-16	9:00	Cloudy	014994	2.7930	2.8020	21794.16	21795.16	1.00	1.25	1.25	1.25	75	120.4
18-Mar-16	10:25	Cloudy	014990	2.8131	2.8228	21795.16	21796.16	1.00	1.25	1.25	1.25	75	129.8
18-Mar-16	13:00	Cloudy	014924	2.7932	2.8054	21796.16	21797.16	1.00	1.25	1.25	1.25	75	163.2
24-Mar-16	9:12	Rainy	014895	2.8342	2.8354	21821.18	21822.18	1.00	1.44	1.44	1.44	86	13.9
24-Mar-16	10:26	Rainy	014891	2.8208	2.8224	21822.18	21823.18	1.00	1.44	1.44	1.44	86	18.5
24-Mar-16	13:00	Rainy	014887	2.8387	2.8411	21823.18	21824.18	1.00	1.44	1.44	1.44	86	27.8



Location: CMA5b - Pedestrian Plaza

Report on 24-hour TSP monitoring

Action Level ( $\mu\text{g}/\text{m}^3$ ) - 181  
Limit Level ( $\mu\text{g}/\text{m}^3$ ) - 260

Date	Sampling Time	Weather Condition	Filter paper no.	Filter Weight, g		Elapse Time, hr		Sampling Time, hr	Flow Rate, $\text{m}^3/\text{min}$			Total Volume, $\text{m}^3$	TSP Level, $\mu\text{g}/\text{m}^3$
				Initial	Final	Initial	Final		Initial, $Q_{si}$	Final, $Q_{sf}$	Average		
29-Feb-16	8:00	Fine	014703	2.8193	2.9856	6233.08	6257.08	24.00	0.77	0.78	0.78	1117	148.8
5-Mar-16	8:00	Cloudy	014787	2.8259	2.9839	6260.08	6284.08	24.00	0.77	0.76	0.76	1100	143.6
11-Mar-16	8:00	Cloudy	013949	2.8108	2.9202	6287.08	6311.08	24.00	0.86	0.85	0.85	1227	89.2
17-Mar-16	8:00	Cloudy	014934	2.7956	2.8979	6314.09	6338.09	24.00	0.81	0.77	0.79	1131	90.4
23-Mar-16	8:00	Rainy	014899	2.8310	2.9189	6341.09	6365.09	24.00	0.75	0.76	0.76	1090	80.6

Report on 1-hour TSP monitoring

Action Level ( $\mu\text{g}/\text{m}^3$ ) - 332  
Limit Level ( $\mu\text{g}/\text{m}^3$ ) - 500

Date	Sampling Time	Weather Condition	Filter paper no.	Filter Weight, g		Elapse Time, hr		Sampling Time, hr	Flow Rate, $\text{m}^3/\text{min}$			Total Volume, $\text{m}^3$	TSP Level, $\mu\text{g}/\text{m}^3$
				Initial	Final	Initial	Final		Initial, $Q_{si}$	Final, $Q_{sf}$	Average		
1-Mar-16	8:26	Fine	014711	2.8170	2.8272	6257.08	6258.08	1.00	0.85	0.85	0.85	51	200.9
1-Mar-16	10:05	Fine	014706	2.8158	2.8261	6258.08	6259.08	1.00	0.78	0.78	0.78	47	220.5
1-Mar-16	13:00	Fine	014809	2.8201	2.8311	6259.08	6260.08	1.00	0.78	0.78	0.78	47	235.5
7-Mar-16	8:38	Cloudy	014792	2.8248	2.8310	6284.08	6285.08	1.00	0.77	0.77	0.77	46	134.9
7-Mar-16	9:54	Cloudy	013946	2.8169	2.8240	6285.08	6286.08	1.00	0.77	0.77	0.77	46	154.5
7-Mar-16	13:00	Cloudy	013963	2.8261	2.8365	6286.08	6287.08	1.00	0.90	0.90	0.90	54	192.6
12-Mar-16	8:44	Cloudy	014782	2.8289	2.8375	6311.09	6312.09	1.00	0.78	0.85	0.81	49	176.1
12-Mar-16	10:13	Cloudy	014777	2.8409	2.8462	6312.09	6313.09	1.00	0.78	0.78	0.78	47	113.2
12-Mar-16	13:00	Cloudy	014955	2.7887	2.7960	6313.09	6314.09	1.00	0.78	0.78	0.78	47	156.0
18-Mar-16	8:44	Cloudy	014995	2.7998	2.8112	6338.09	6339.09	1.00	0.80	0.83	0.82	49	233.0
18-Mar-16	10:13	Cloudy	014991	2.8117	2.8212	6339.09	6340.09	1.00	0.90	0.90	0.90	54	176.1
18-Mar-16	13:00	Cloudy	014925	2.8070	2.8137	6340.09	6341.09	1.00	0.77	0.77	0.77	46	145.9
24-Mar-16	9:00	Rainy	014896	2.8492	2.8524	6365.09	6366.09	1.00	0.76	0.76	0.76	46	69.9
24-Mar-16	10:16	Rainy	014892	2.8250	2.8278	6366.09	6367.09	1.00	0.76	0.76	0.76	46	61.1
24-Mar-16	13:00	Rainy	014888	2.8228	2.8257	6367.09	6368.09	1.00	0.76	0.76	0.76	46	63.3



Location: MA1e - International Finance Centre (Eastern Wing)

Report on 24-hour TSP monitoring

Action Level ( $\mu\text{g}/\text{m}^3$ ) - 173.4

Limit Level ( $\mu\text{g}/\text{m}^3$ ) - 260

Date	Sampling Time	Weather Condition	Filter paper no.	Filter Weight, g		Elapse Time, hr		Sampling Time, hr	Flow Rate, $\text{m}^3/\text{min}$			Total Volume, $\text{m}^3$	TSP Level, $\mu\text{g}/\text{m}^3$
				Initial	Final	Initial	Final		Initial, $Q_{si}$	Final, $Q_{sf}$	Average		
29-Feb-16	8:00	Fine	014692	2.8162	3.0104	18372.70	18396.70	24.00	1.29	1.29	1.29	1855	104.7
5-Mar-16	8:00	Cloudy	014818	2.7924	2.9620	18399.70	18423.70	24.00	1.28	1.28	1.28	1844	92.0
11-Mar-16	8:00	Cloudy	013939	2.8199	2.8892	18426.71	18450.71	24.00	1.34	1.33	1.34	1926	36.0
17-Mar-16	8:00	Cloudy	014931	2.7860	2.8497	18453.71	18477.71	24.00	1.29	1.28	1.28	1848	34.5
23-Mar-16	8:00	Rainy	013926	2.8070	2.9762	18480.71	18504.71	24.00	1.27	1.28	1.28	1838	92.1

Report on 1-hour TSP monitoring

Action Level ( $\mu\text{g}/\text{m}^3$ ) - 325.1

Limit Level ( $\mu\text{g}/\text{m}^3$ ) - 500

Date	Sampling Time	Weather Condition	Filter paper no.	Filter Weight, g		Elapse Time, hr		Sampling Time, hr	Flow Rate, $\text{m}^3/\text{min}$			Total Volume, $\text{m}^3$	TSP Level, $\mu\text{g}/\text{m}^3$
				Initial	Final	Initial	Final		Initial, $Q_{si}$	Final, $Q_{sf}$	Average		
1-Mar-16	8:08	Fine	014689	2.8258	2.8320	18396.70	18397.70	1.00	1.29	1.29	1.29	77	80.1
1-Mar-16	9:12	Fine	014824	2.8014	2.8094	18397.70	18398.70	1.00	1.29	1.29	1.29	77	103.4
1-Mar-16	10:15	Fine	014821	2.8132	2.8204	18398.70	18399.70	1.00	1.29	1.29	1.29	77	93.0
7-Mar-16	8:20	Cloudy	014815	2.8030	2.8105	18423.70	18424.70	1.00	1.28	1.28	1.28	77	97.5
7-Mar-16	9:30	Cloudy	014119	2.8151	2.8222	18424.70	18425.70	1.00	1.28	1.28	1.28	77	92.3
7-Mar-16	10:40	Cloudy	013942	2.8255	2.8320	18425.70	18426.70	1.00	1.28	1.28	1.28	77	84.5
12-Mar-16	8:08	Cloudy	013970	2.8189	2.8219	18450.71	18451.71	1.00	1.29	1.29	1.29	77	38.7
12-Mar-16	9:42	Cloudy	014780	2.8088	2.8115	18451.71	18452.71	1.00	1.29	1.29	1.29	77	34.9
12-Mar-16	11:00	Cloudy	014959	2.7692	2.7738	18452.71	18453.71	1.00	1.29	1.29	1.29	77	59.4
18-Mar-16	8:08	Cloudy	013936	2.8219	2.8259	18477.71	18478.71	1.00	1.28	1.28	1.28	77	52.0
18-Mar-16	9:42	Cloudy	013933	2.8040	2.8078	18478.71	18479.71	1.00	1.28	1.28	1.28	77	49.4
18-Mar-16	11:00	Cloudy	013930	2.8050	2.8086	18479.71	18480.71	1.00	1.28	1.28	1.28	77	46.8
24-Mar-16	8:10	Rainy	013923	2.8160	2.8176	18504.71	18505.71	1.00	1.28	1.28	1.28	77	20.8
24-Mar-16	9:13	Rainy	014987	2.8046	2.8069	18505.71	18506.71	1.00	1.28	1.28	1.28	77	29.9
24-Mar-16	10:24	Rainy	014984	2.8026	2.8060	18506.71	18507.71	1.00	1.28	1.28	1.28	77	44.3



Location: MA1w - International Finance Centre (Western Wing)

Report on 24-hour TSP monitoring

Action Level ( $\mu\text{g}/\text{m}^3$ ) - 173.4  
 Limit Level ( $\mu\text{g}/\text{m}^3$ ) - 260

Date	Sampling Time	Weather Condition	Filter paper no.	Filter Weight, g		Elapse Time, hr		Sampling Time, hr	Flow Rate, $\text{m}^3/\text{min}$			Total Volume, $\text{m}^3$	TSP Level, $\mu\text{g}/\text{m}^3$
				Initial	Final	Initial	Final		Initial, $Q_{si}$	Final, $Q_{sf}$	Average		
29-Feb-16	8:00	Fine	014691	2.8204	2.9726	18397.03	18421.03	24.00	1.29	1.30	1.30	1867	81.5
5-Mar-16	8:00	Cloudy	014817	2.8024	2.9848	18424.03	18448.03	24.00	1.29	1.29	1.29	1855	98.4
11-Mar-16	8:00	Cloudy	013938	2.8116	2.8888	18451.04	18475.04	24.00	1.30	1.30	1.30	1875	41.2
17-Mar-16	8:00	Cloudy	014930	2.7923	2.8483	18478.04	18502.04	24.00	1.29	1.29	1.29	1860	30.1
23-Mar-16	8:00	Rainy	013925	2.8318	2.8994	18506.03	18530.03	24.00	1.24	1.25	1.24	1788	37.8

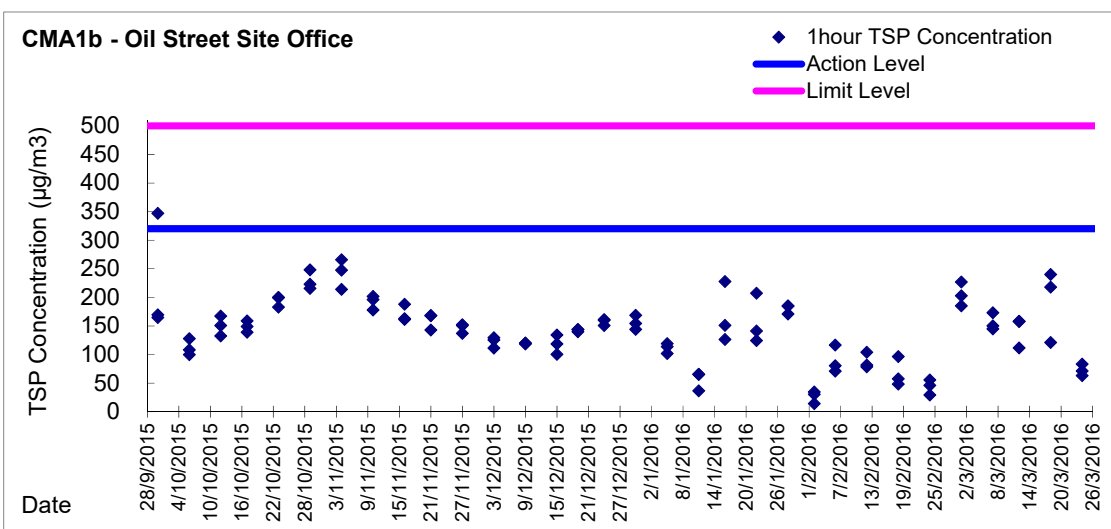
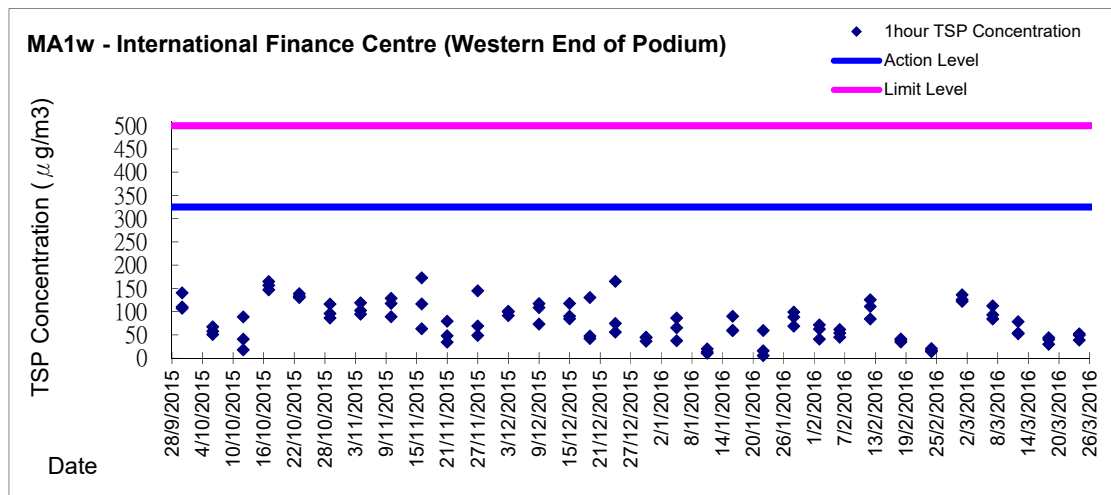
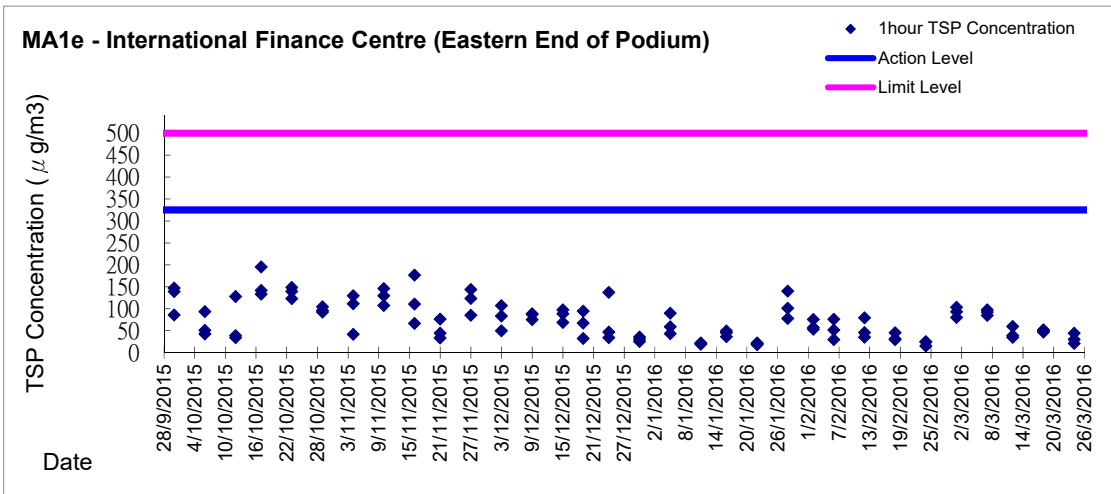
Report on 1-hour TSP monitoring

Action Level ( $\mu\text{g}/\text{m}^3$ ) - 325.1  
 Limit Level ( $\mu\text{g}/\text{m}^3$ ) - 500

Date	Sampling Time	Weather Condition	Filter paper no.	Filter Weight, g		Elapse Time, hr		Sampling Time, hr	Flow Rate, $\text{m}^3/\text{min}$			Total Volume, $\text{m}^3$	TSP Level, $\mu\text{g}/\text{m}^3$
				Initial	Final	Initial	Final		Initial, $Q_{si}$	Final, $Q_{sf}$	Average		
1-Mar-16	8:05	Fine	014826	2.7887	2.7993	18421.03	18422.03	1.00	1.30	1.30	1.30	78	136.1
1-Mar-16	9:08	Fine	014823	2.7971	2.8066	18422.03	18423.03	1.00	1.30	1.30	1.30	78	122.0
1-Mar-16	10:13	Fine	014820	2.8098	2.8196	18423.03	18424.03	1.00	1.30	1.30	1.30	78	125.8
7-Mar-16	8:05	Cloudy	014814	2.8160	2.8225	18448.03	18449.03	1.00	1.29	1.29	1.29	77	84.0
7-Mar-16	9:17	Cloudy	013944	2.8204	2.8291	18449.03	18450.03	1.00	1.29	1.29	1.29	77	112.5
7-Mar-16	10:20	Cloudy	013941	2.8131	2.8203	18450.03	18451.03	1.00	1.29	1.29	1.29	77	93.1
12-Mar-16	8:15	Cloudy	014705	2.8230	2.8271	18475.04	18476.04	1.00	1.30	1.30	1.30	78	52.6
12-Mar-16	9:48	Cloudy	014779	2.8371	2.8413	18476.04	18477.04	1.00	1.30	1.30	1.30	78	53.9
12-Mar-16	11:00	Cloudy	014957	2.7774	2.7835	18477.04	18478.04	1.00	1.30	1.30	1.30	78	78.2
18-Mar-16	8:07	Cloudy	013932	2.8006	2.8040	18503.03	18504.03	1.00	1.29	1.29	1.29	77	44.0
18-Mar-16	9:09	Cloudy	013929	2.8158	2.8189	18504.03	18505.03	1.00	1.29	1.29	1.29	77	40.1
18-Mar-16	10:15	Cloudy	013927	2.8263	2.8286	18505.03	18506.03	1.00	1.29	1.29	1.29	77	29.7
24-Mar-16	8:05	Rainy	015008	2.8100	2.8139	18530.03	18531.03	1.00	1.25	1.25	1.25	75	52.2
24-Mar-16	9:08	Rainy	014986	2.7954	2.7991	18531.03	18532.03	1.00	1.25	1.25	1.25	75	49.5
24-Mar-16	10:11	Rainy	014983	2.7987	2.8016	18532.03	18533.03	1.00	1.25	1.25	1.25	75	38.8

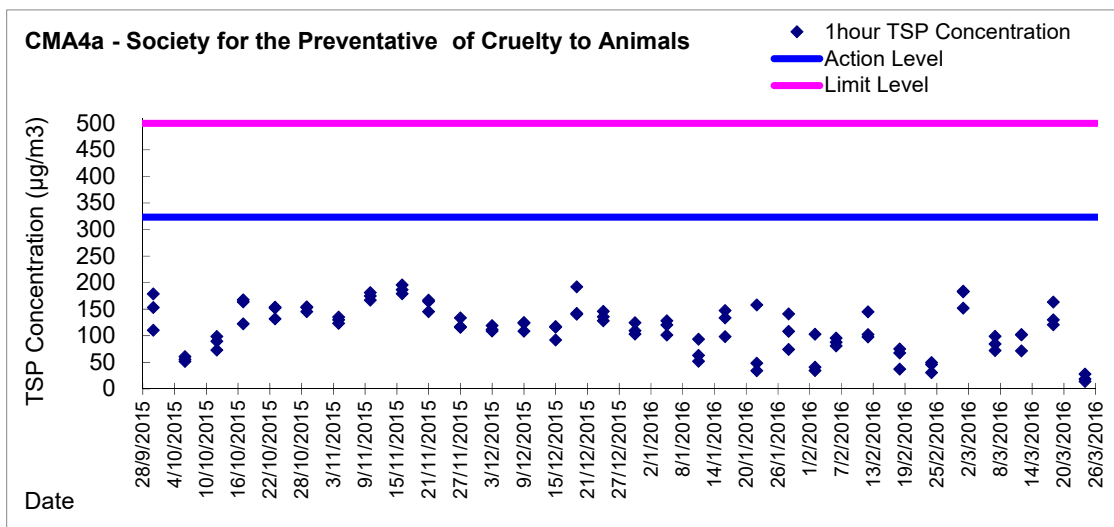
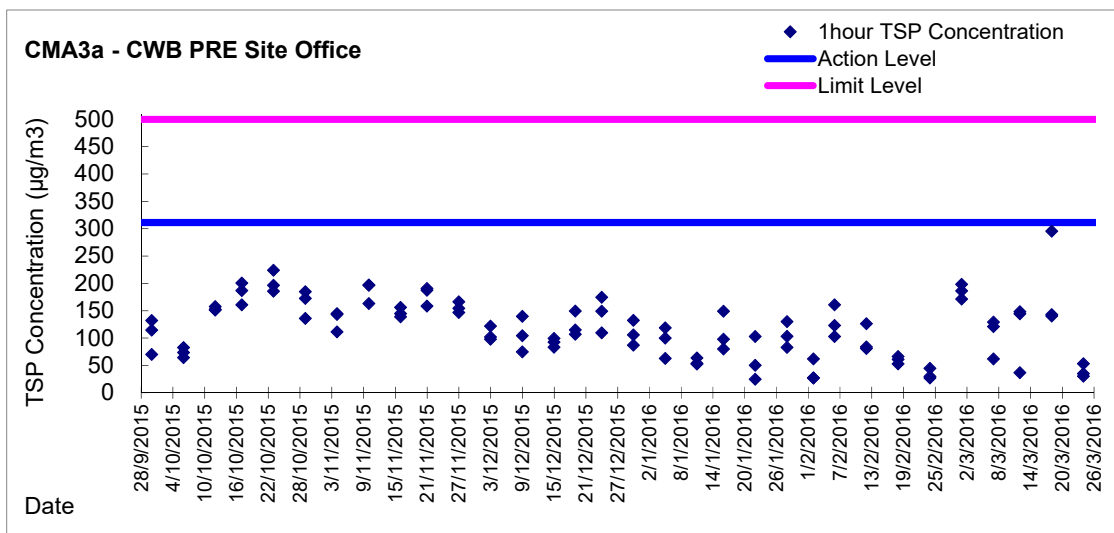
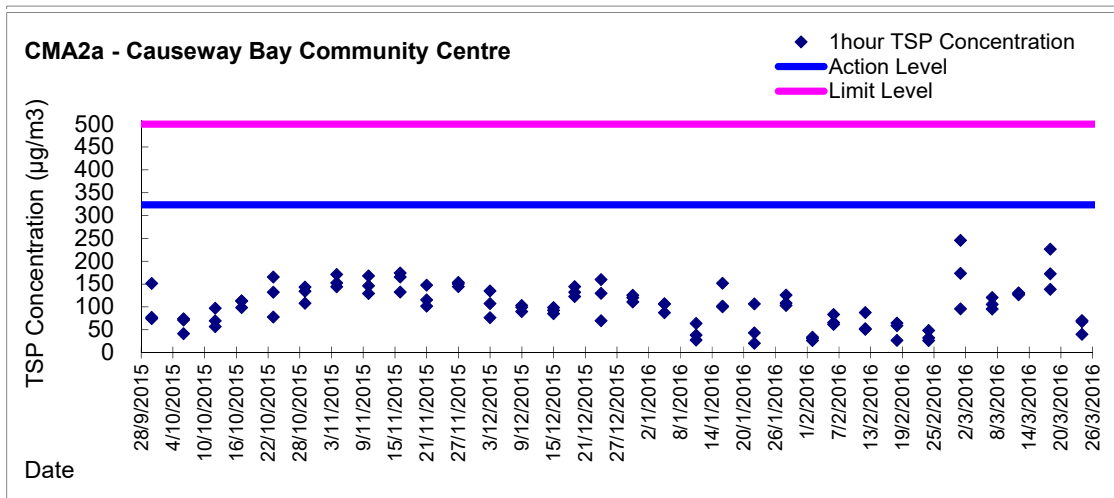


Graphic Presentation of 1 hour TSP Result

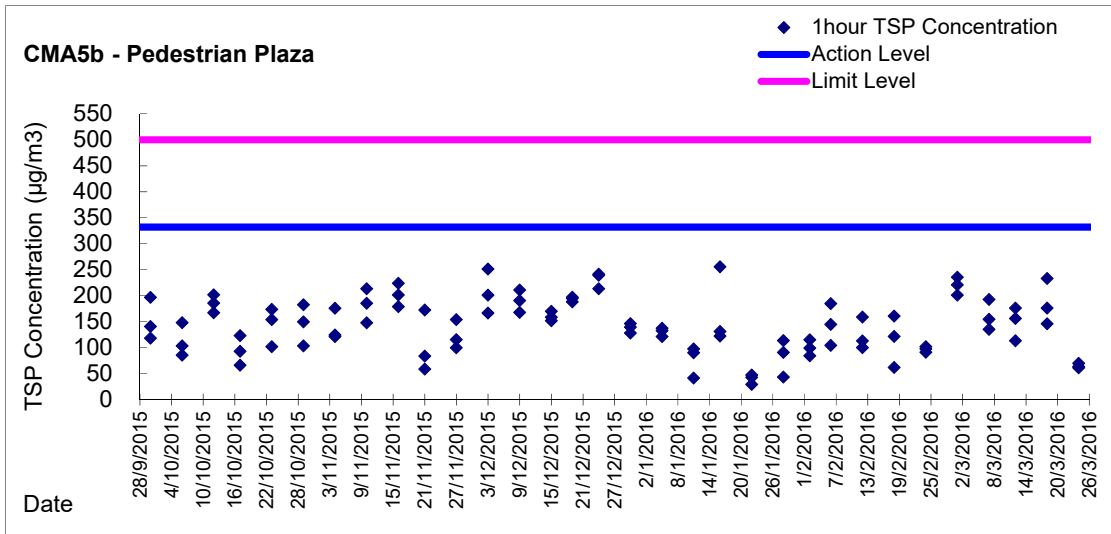




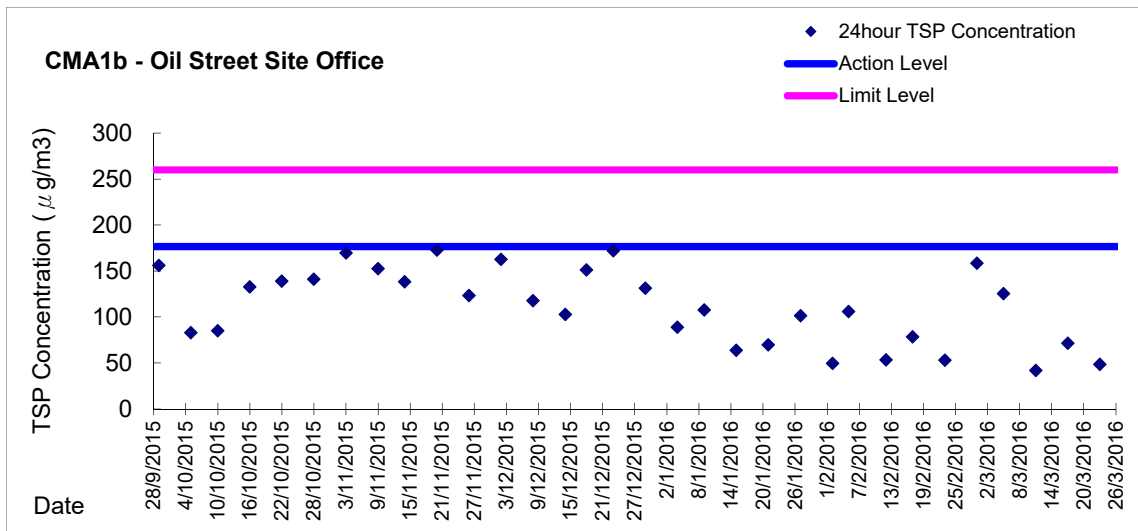
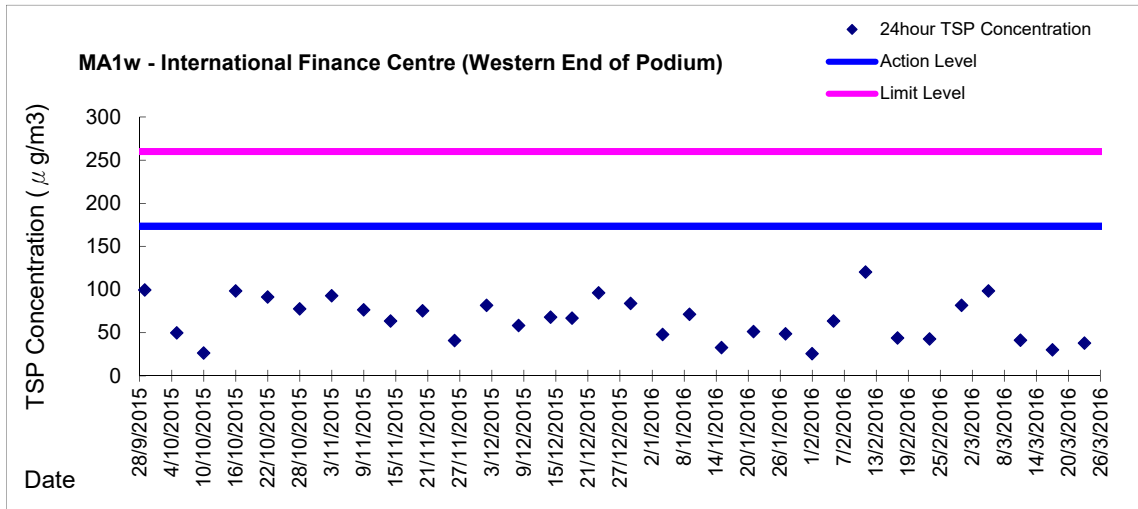
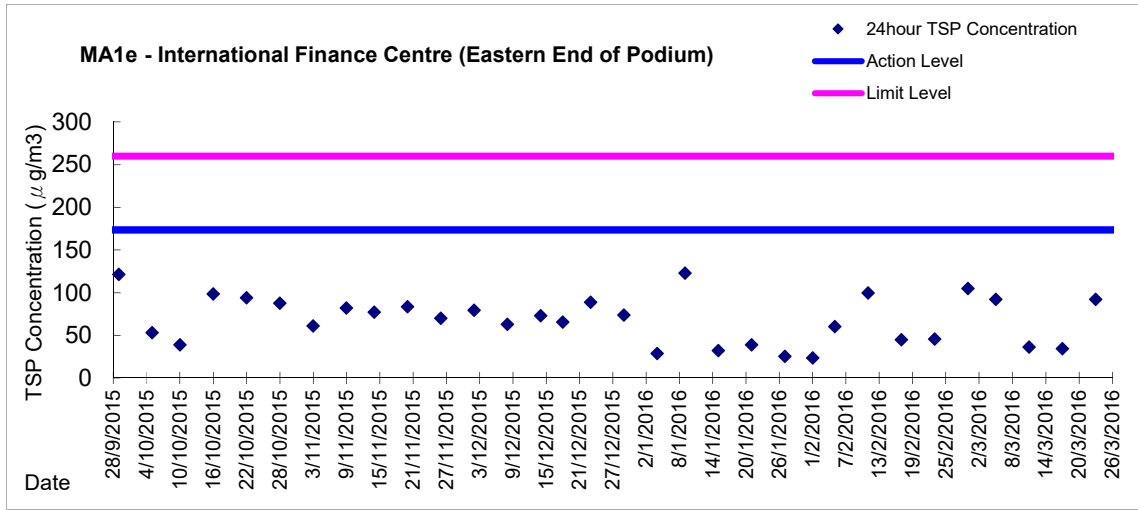
Graphic Presentation of 1 hour TSP Result



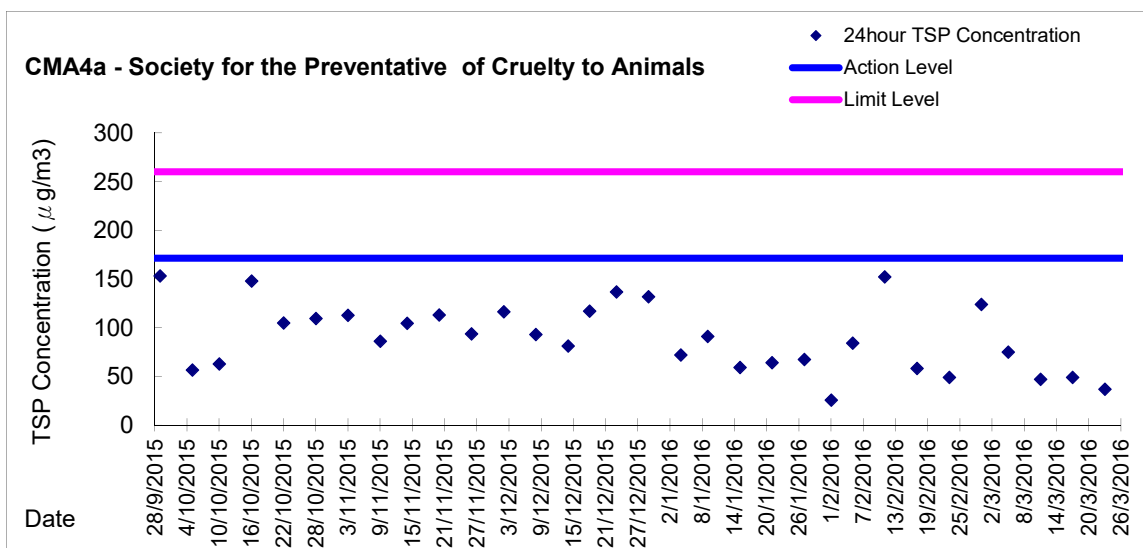
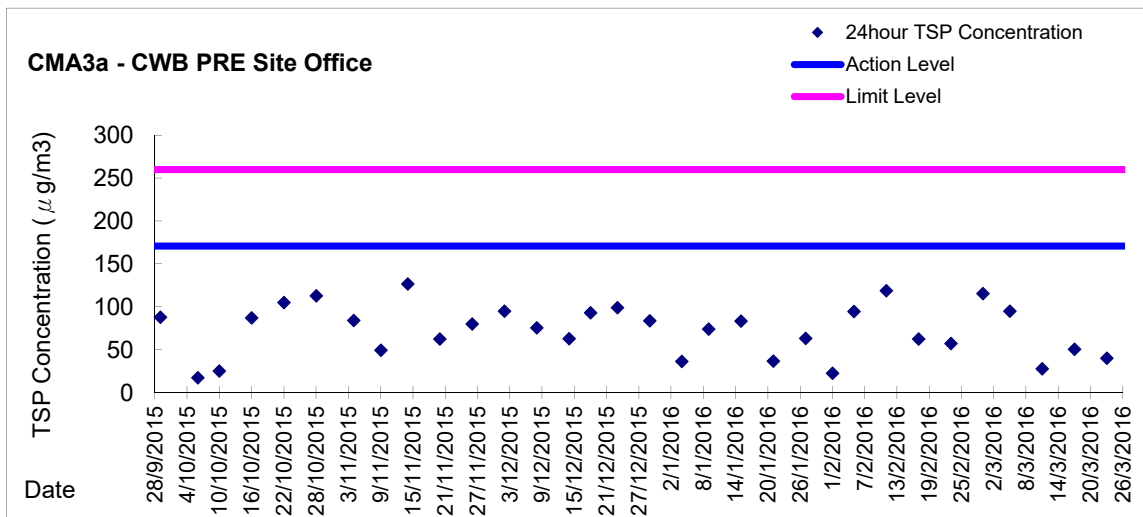
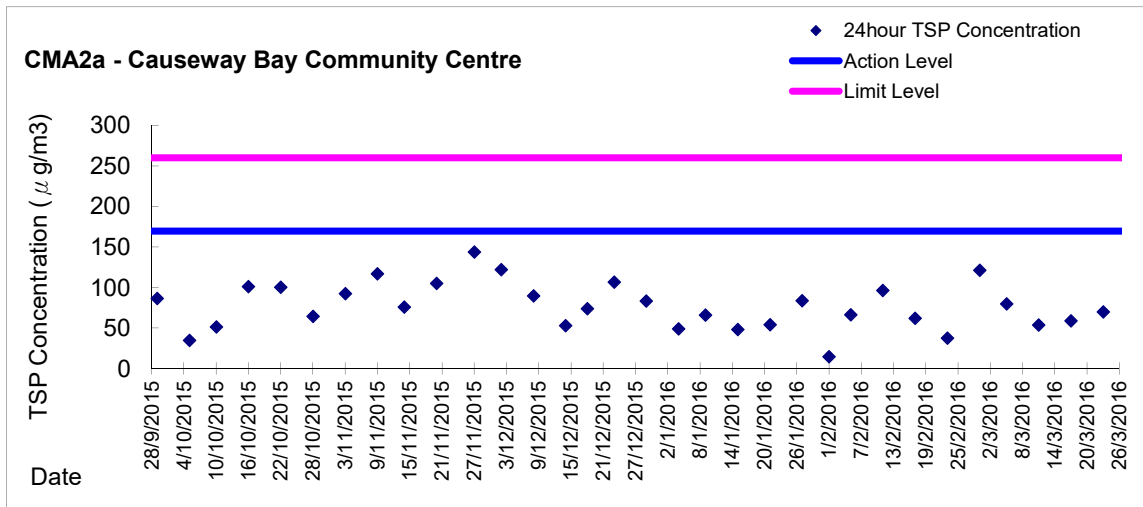
**Graphic Presentation of 1 hour TSP Result**



Graphic Presentation of 24 hour TSP Result



Graphic Presentation of 24 hour TSP Result



Graphic Presentation of 24 hour TSP Result

