



Location: ACL1 - City Hall

Report on 24-hour TSP monitoring

Action Level ($\mu\text{g}/\text{m}^3$) - 163

Limit Level ($\mu\text{g}/\text{m}^3$) - 260

Date	Sampling Time	Weather Condition	Filter paper no.	Filter Weight, g		Elapse Time, hr		Sampling Time, hr	Flow Rate, m^3/min			Total Volume, m^3	TSP Level, $\mu\text{g}/\text{m}^3$
				Initial	Final	Initial	Final		Initial, Q_{si}	Final, Q_{sf}	Average		
3-Jun-15	8:00	Fine	011737	2.8385	2.8734	21360.48	21384.48	24.00	1.12	1.12	1.12	1619	21.6
8-Jun-15	8:00	Cloudy	011738	2.8225	2.8590	21387.48	21411.48	24.00	1.14	1.14	1.14	1642	22.2
12-Jun-15	8:00	Cloudy	011764	2.8487	2.8836	21414.48	21438.48	24.00	1.20	1.20	1.20	1732	20.2
18-Jun-15	8:00	Fine	012321	2.8318	2.8727	21441.55	21465.55	24.00	1.14	1.14	1.14	1637	25.0
23-Jun-15	8:00	Fine	011941	2.8186	2.9004	21468.54	21492.54	24.00	1.14	1.14	1.14	1645	49.7
29-Jun-15	8:00	Fine	012334	2.8405	2.8990	21495.55	21519.55	24.00	1.14	1.14	1.14	1639	35.7

Report on 1-hour TSP monitoring

Action Level ($\mu\text{g}/\text{m}^3$) - 460

Limit Level ($\mu\text{g}/\text{m}^3$) - 500

Date	Sampling Time	Weather Condition	Filter paper no.	Filter Weight, g		Elapse Time, hr		Sampling Time, hr	Flow Rate, m^3/min			Total Volume, m^3	TSP Level, $\mu\text{g}/\text{m}^3$
				Initial	Final	Initial	Final		Initial, Q_{si}	Final, Q_{sf}	Average		
4-Jun-15	9:09	Fine	012168	2.8214	2.8221	21384.48	21385.48	1.00	1.12	1.12	1.12	67	10.4
4-Jun-15	10:12	Fine	012171	2.8302	2.8345	21385.48	21386.48	1.00	1.12	1.12	1.12	67	63.7
4-Jun-15	13:00	Fine	012174	2.8257	2.8259	21386.48	21387.48	1.00	1.12	1.12	1.12	67	3.0
9-Jun-15	8:05	Cloudy	012099	2.8394	2.8420	21411.48	21412.48	1.00	1.14	1.14	1.14	68	38.0
9-Jun-15	9:15	Cloudy	012048	2.8414	2.8447	21412.48	21413.48	1.00	1.14	1.14	1.14	68	48.3
9-Jun-15	10:17	Cloudy	011770	2.8323	2.8376	21413.48	21414.48	1.00	1.14	1.14	1.14	68	77.5
13-Jun-15	9:08	Cloudy	011746	2.8106	2.8141	21438.48	21439.48	1.00	1.20	1.20	1.20	72	48.6
13-Jun-15	10:11	Cloudy	011743	2.8230	2.8277	21439.48	21440.48	1.00	1.20	1.20	1.20	72	65.2
13-Jun-15	13:00	Cloudy	012314	2.8114	2.8139	21440.48	21441.48	1.00	1.20	1.20	1.20	72	34.7
19-Jun-15	8:05	Fine	012264	2.8515	2.8552	21465.55	21466.55	1.00	1.14	1.14	1.14	68	54.2
19-Jun-15	9:15	Fine	012265	2.8410	2.8456	21466.55	21467.55	1.00	1.14	1.14	1.14	68	67.4
19-Jun-15	10:20	Fine	012140	2.8113	2.8153	21467.55	21468.55	1.00	1.14	1.14	1.14	68	58.6
24-Jun-15	8:15	Fine	011958	2.8107	2.8159	21492.54	21493.54	1.00	1.14	1.14	1.14	69	75.9
24-Jun-15	9:20	Fine	012271	2.8214	2.8268	21493.54	21494.54	1.00	1.14	1.14	1.14	69	78.8
24-Jun-15	10:25	Fine	012274	2.8079	2.8144	21494.54	21495.54	1.00	1.14	1.14	1.14	69	94.9
30-Jun-15	8:15	Fine	012486	2.8216	2.8239	21519.55	21520.55	1.00	1.14	1.14	1.14	68	33.7
30-Jun-15	9:20	Fine	012483	2.8292	2.8326	21520.55	21521.55	1.00	1.14	1.14	1.14	68	49.8
30-Jun-15	10:25	Fine	012277	2.8107	2.8145	21521.55	21522.55	1.00	1.14	1.14	1.14	68	55.6



Location: ACL2a - Contractor HK/2012/08 Site office

Report on 24-hour TSP monitoring

Action Level ($\mu\text{g}/\text{m}^3$) - 187.3

Limit Level ($\mu\text{g}/\text{m}^3$) - 260

Date	Sampling Time	Weather Condition	Filter paper no.	Filter Weight, g		Elapse Time, hr		Sampling Time, hr	Flow Rate, m^3/min			Total Volume, m^3	TSP Level, $\mu\text{g}/\text{m}^3$
				Initial	Final	Initial	Final		Initial, Q_{si}	Final, Q_{sf}	Average		
3-Jun-15	8:00	Fine	012188	2.8363	2.8727	3682.05	3706.05	24.00	0.99	0.99	0.99	1430	25.5
9-Jun-15	16:25	Cloudy	011846	2.7162	2.7913	3731.56	3755.56	24.00	1.05	1.05	1.05	1513	49.7
12-Jun-15	8:00	Cloudy	011848	2.7136	2.7622	3755.57	3779.57	24.00	1.06	1.05	1.05	1518	32.0
19-Jun-15	16:50	Fine	011979	2.8331	2.8482	3785.68	3809.68	24.00	1.00	1.00	1.00	1436	10.5
23-Jun-15	8:00	Fine	011972	2.8492	2.9036	3809.68	3833.68	24.00	1.06	1.05	1.06	1519	35.8
30-Jun-15	16:30	Fine	012466	2.8227	2.8958	3839.68	3863.68	24.00	1.00	1.00	1.00	1436	50.9

Due to interruption of electricity supply, the 24hr TSP was rescheduled from 8, 18 and 29 June 2015 to 9, 19 and 30 June 2015 respectively.

Report on 1-hour TSP monitoring

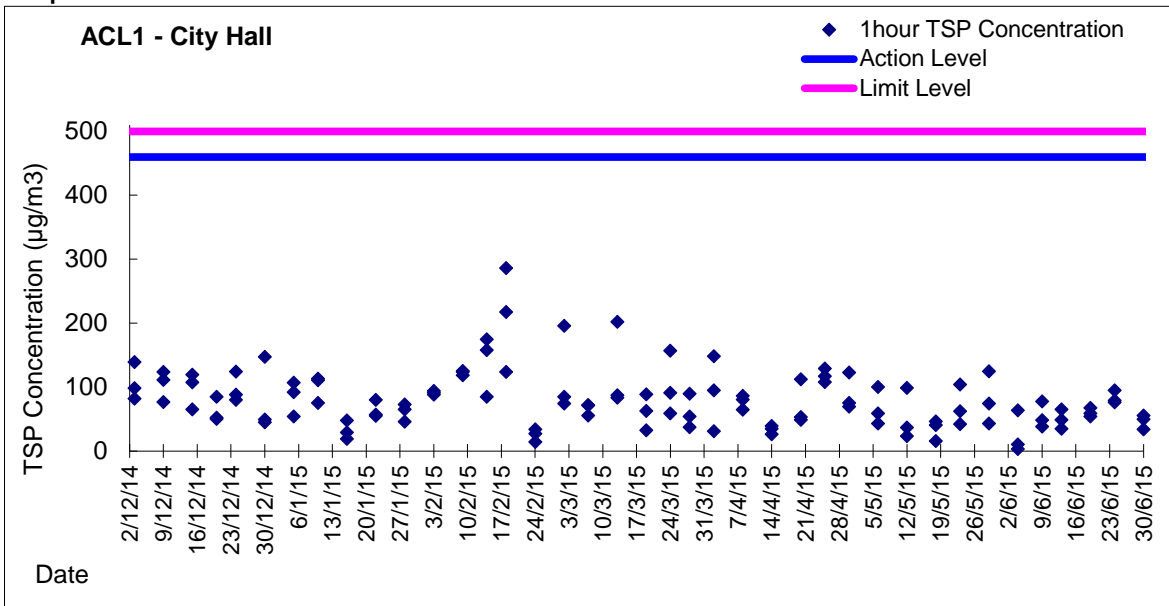
Action Level ($\mu\text{g}/\text{m}^3$) - 300.1

Limit Level ($\mu\text{g}/\text{m}^3$) - 500

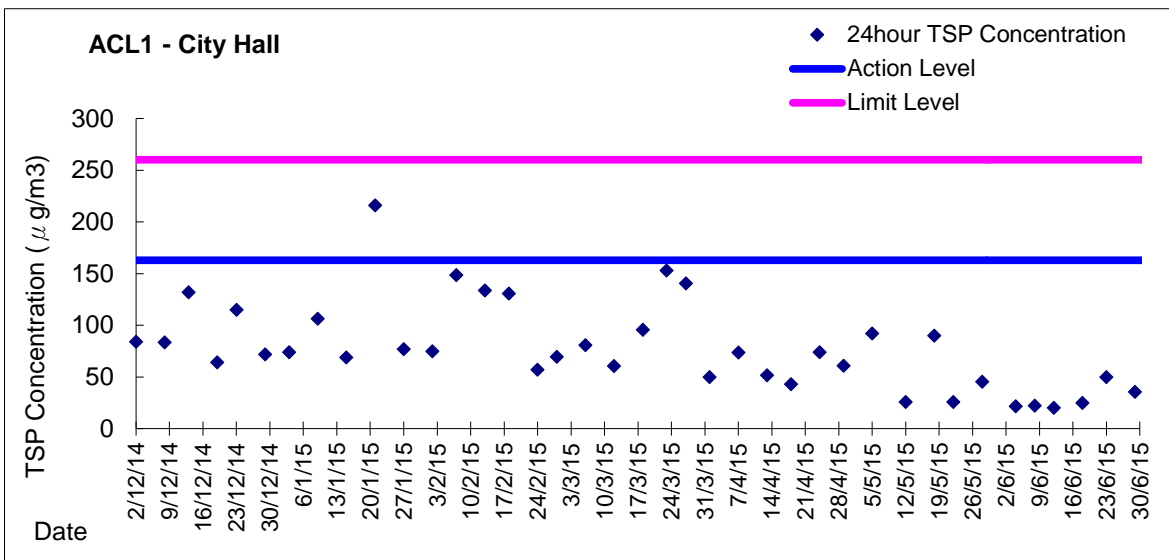
Date	Sampling Time	Weather Condition	Filter paper no.	Filter Weight, g		Elapse Time, hr		Sampling Time, hr	Flow Rate, m^3/min			Total Volume, m^3	TSP Level, $\mu\text{g}/\text{m}^3$
				Initial	Final	Initial	Final		Initial, Q_{si}	Final, Q_{sf}	Average		
4-Jun-15	13:00	Fine	012192	2.8061	2.8075	3706.05	3707.05	1.00	0.99	0.99	0.99	60	23.5
4-Jun-15	14:17	Fine	011741	2.8143	2.8193	3707.05	3708.05	1.00	0.99	0.99	0.99	60	84.0
4-Jun-15	15:20	Fine	011761	2.8100	2.8126	3708.05	3709.05	1.00	0.99	0.99	0.99	60	43.7
9-Jun-15	13:00	Cloudy	011768	2.8248	2.8294	3728.56	3729.56	1.00	0.99	0.99	0.99	59	77.3
9-Jun-15	14:15	Cloudy	012136	2.8300	2.8325	3729.56	3730.56	1.00	1.05	1.05	1.05	63	39.7
9-Jun-15	15:20	Cloudy	012139	2.8178	2.8230	3730.56	3731.56	1.00	1.05	1.05	1.05	63	82.5
13-Jun-15	8:30	Cloudy	011982	2.8301	2.8328	3779.57	3780.57	1.00	1.05	1.05	1.05	63	42.7
13-Jun-15	9:40	Cloudy	011985	2.8018	2.8053	3780.57	3781.57	1.00	1.05	1.05	1.05	63	55.4
13-Jun-15	10:44	Cloudy	012325	2.8150	2.8179	3781.57	3782.57	1.00	1.05	1.05	1.05	63	45.9
19-Jun-15	10:50	Fine	011993	2.8258	2.8367	3782.67	3783.67	1.00	1.00	1.00	1.00	60	182.3
19-Jun-15	13:00	Fine	011962	2.8169	2.8225	3783.67	3784.67	1.00	1.00	1.00	1.00	60	93.6
19-Jun-15	15:12	Fine	011968	2.8316	2.8376	3784.67	3785.67	1.00	1.00	1.00	1.00	60	100.3
24-Jun-15	13:00	Fine	012337	2.8289	2.8321	3833.68	3834.68	1.00	1.00	1.00	1.00	60	53.4
24-Jun-15	14:08	Fine	012288	2.8143	2.8189	3834.68	3835.68	1.00	1.00	1.00	1.00	60	76.6
24-Jun-15	15:10	Fine	012283	2.8123	2.8175	3835.68	3836.68	1.00	1.00	1.00	1.00	60	86.6
30-Jun-15	13:00	Fine	012477	2.7972	2.7996	3833.68	3834.68	1.00	1.05	1.05	1.05	63	38.1
30-Jun-15	14:10	Fine	012474	2.8225	2.8257	3837.68	3838.68	1.00	1.05	1.05	1.05	63	50.7
30-Jun-15	15:20	Fine	012469	2.8254	2.8283	3838.68	3839.68	1.00	1.05	1.05	1.05	63	46.0



Graphic Presentation of 1 hour TSP Result

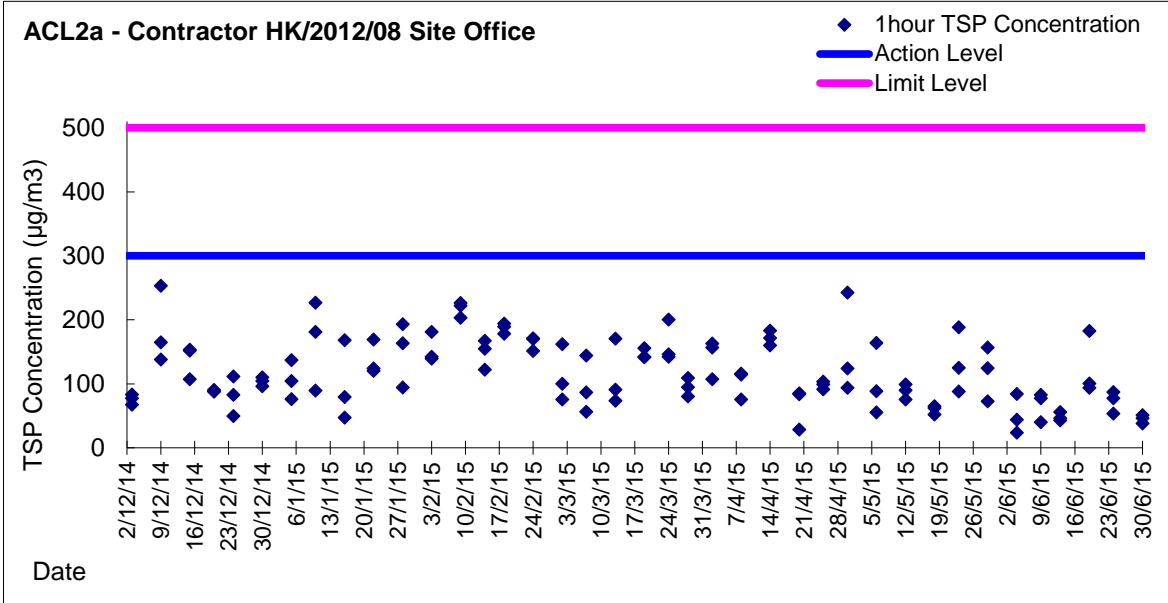


Graphic Presentation of 24 hour TSP Result





Graphic Presentation of 1 hour TSP Result



Graphic Presentation of 24 hour TSP Result

