



Location: ACL1 - City Hall

Report on 24-hour TSP monitoring

Action Level ($\mu\text{g}/\text{m}^3$) - 163

Limit Level ($\mu\text{g}/\text{m}^3$) - 260

Date	Sampling Time	Weather Condition	Filter paper no.	Filter Weight, g		Elapse Time, hr		Sampling Time, hr	Flow Rate, m^3/min			Total Volume, m^3	TSP Level, $\mu\text{g}/\text{m}^3$
				Initial	Final	Initial	Final		Initial, Q_{si}	Final, Q_{sf}	Average		
4-May-13	8:00	Cloudy	006193	2.6532	2.7721	736.41	760.41	24.00	1.35	1.35	1.35	1943	61
10-May-13	8:00	Cloudy	005761	2.7913	2.9719	763.44	787.42	23.98	1.27	1.27	1.27	1831	99
15-May-13	8:00	Cloudy	005747	2.8593	2.9219	790.42	814.42	24.00	1.22	1.22	1.22	1761	36
21-May-13	8:00	Cloudy	005627	2.7424	2.8370	817.42	841.42	24.00	1.29	1.29	1.29	1862	51
27-May-13	8:00	Cloudy	005668	2.7248	2.7723	844.42	868.42	24.00	1.04	1.04	1.04	1503	32

Report on 1-hour TSP monitoring

Action Level ($\mu\text{g}/\text{m}^3$) - 460

Limit Level ($\mu\text{g}/\text{m}^3$) - 500

Date	Sampling Time	Weather Condition	Filter paper no.	Filter Weight, g		Elapse Time, hr		Sampling Time, hr	Flow Rate, m^3/min			Total Volume, m^3	TSP Level, $\mu\text{g}/\text{m}^3$
				Initial	Final	Initial	Final		Initial, Q_{si}	Final, Q_{sf}	Average		
6-May-13	8:30	Cloudy	005768	2.8528	2.8632	760.41	761.41	1.00	1.30	1.30	1.30	78	133
6-May-13	9:35	Cloudy	005765	2.8555	2.8648	761.41	762.41	1.00	1.32	1.32	1.32	79	117
6-May-13	10:40	Cloudy	005763	2.7813	2.7915	762.41	763.41	1.00	1.35	1.35	1.35	81	126
11-May-13	8:25	Fine	005756	2.7769	2.7864	787.42	788.42	1.00	1.32	1.32	1.32	79	120
11-May-13	9:28	Fine	005755	2.7890	2.8002	788.42	789.42	1.00	1.32	1.32	1.32	79	142
11-May-13	10:30	Fine	005753	2.7955	2.8050	789.42	790.42	1.00	1.32	1.32	1.32	79	120
16-May-13	13:00	Cloudy	005632	2.7246	2.7286	814.42	815.42	1.00	1.18	1.18	1.18	71	57
16-May-13	14:05	Cloudy	005629	2.7412	2.7448	815.42	816.42	1.00	1.27	1.27	1.27	76	47
16-May-13	15:10	Cloudy	005630	2.7346	2.7379	816.42	817.42	1.00	1.09	1.09	1.09	65	51
22-May-13	10:51	Stormy	005732	2.8538	2.8614	841.42	842.42	1.00	1.27	1.27	1.27	76	100
22-May-13	13:05	Stormy	005664	2.7437	2.7500	842.42	843.42	1.00	1.27	1.27	1.27	76	83
22-May-13	14:10	Stormy	005666	2.7370	2.7441	843.42	844.42	1.00	1.27	1.27	1.27	76	93
28-May-13	9:35	Cloudy	006694	2.6553	2.6570	868.42	869.42	1.00	1.09	1.09	1.09	65	26
28-May-13	13:56	Cloudy	006754	2.6642	2.6677	869.42	870.42	1.00	1.18	1.18	1.18	71	50
28-May-13	14:59	Cloudy	006755	2.6263	2.6301	871.42	872.42	1.00	1.09	1.09	1.09	65	58



Location: ACL2 - People's Liberation Army Hong Kong Building

Report on 24-hour TSP monitoring

Action Level ($\mu\text{g}/\text{m}^3$) - 154

Limit Level ($\mu\text{g}/\text{m}^3$) - 260

Date	Sampling Time	Weather Condition	Filter paper no.	Filter Weight, g		Elapse Time, hr		Sampling Time, hr	Flow Rate, m^3/min			Total Volume, m^3	TSP Level, $\mu\text{g}/\text{m}^3$
				Initial	Final	Initial	Final		Initial, Q_{si}	Final, Q_{sf}	Average		
4-May-13	8:00	Cloudy	005767	2.8569	2.9741	61.09	85.09	24.00	1.16	1.16	1.16	1677	70
10-May-13	8:00	Cloudy	005769	2.8806	3.0258	88.10	112.10	24.00	1.13	1.13	1.13	1628	89
15-May-13	8:00	Cloudy	005751	2.8526	2.9258	115.10	139.10	24.00	1.15	1.15	1.15	1654	44
21-May-13	8:00	Cloudy	005626	2.7330	2.8424	142.10	166.10	24.00	1.15	1.15	1.15	1660	66
27-May-13	8:00	Cloudy	005669	2.7495	2.8293	169.10	193.10	24.00	1.12	1.12	1.12	1619	49

Report on 1-hour TSP monitoring

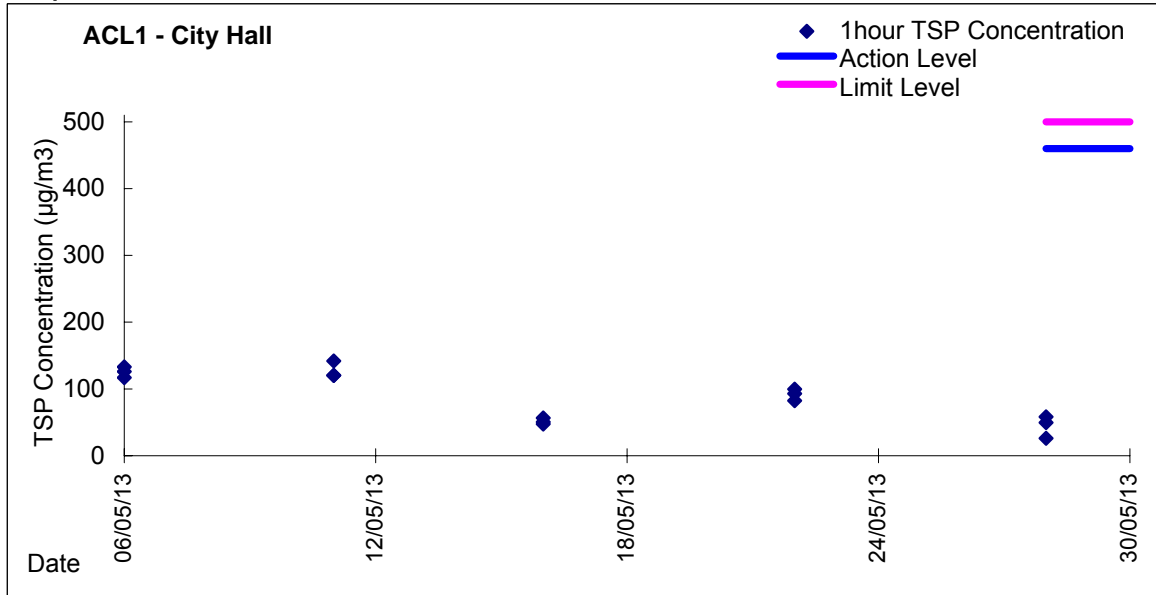
Action Level ($\mu\text{g}/\text{m}^3$) - 432

Limit Level ($\mu\text{g}/\text{m}^3$) - 500

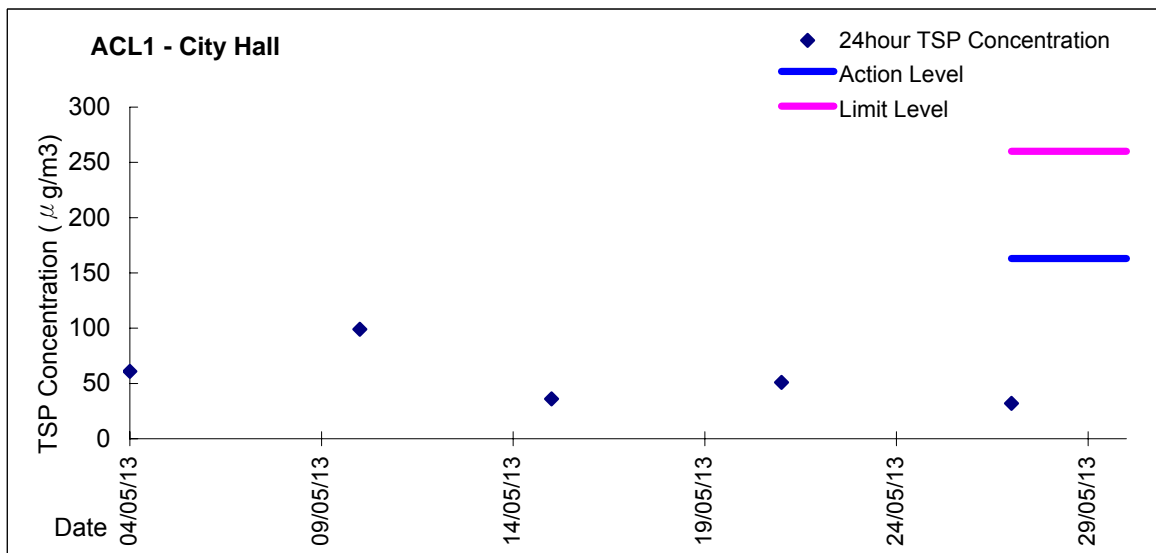
Date	Sampling Time	Weather Condition	Filter paper no.	Filter Weight, g		Elapse Time, hr		Sampling Time, hr	Flow Rate, m^3/min			Total Volume, m^3	TSP Level, $\mu\text{g}/\text{m}^3$
				Initial	Final	Initial	Final		Initial, Q_{si}	Final, Q_{sf}	Average		
6-May-13	8:40	Cloudy	005766	2.8503	2.8596	85.09	86.09	1.00	1.14	1.14	1.14	68	136
6-May-13	9:45	Cloudy	005764	2.8350	2.8445	86.09	87.09	1.00	1.14	1.14	1.14	68	139
6-May-13	10:50	Cloudy	005762	2.7912	2.8004	87.09	88.09	1.00	1.14	1.14	1.14	68	135
11-May-13	8:40	Fine	005746	2.8567	2.8635	112.10	113.10	1.00	1.13	1.13	1.13	68	100
11-May-13	9:43	Fine	005754	2.7892	2.7993	113.10	114.10	1.00	1.13	1.13	1.13	68	149
11-May-13	10:45	Fine	005752	2.7885	2.7962	114.10	115.10	1.00	1.13	1.13	1.13	68	114
16-May-13	13:00	Cloudy	005633	2.7196	2.7284	139.10	140.10	1.00	1.12	1.12	1.12	67	130
16-May-13	14:05	Cloudy	005631	2.7251	2.7370	140.10	141.10	1.00	1.12	1.12	1.12	67	176
16-May-13	15:15	Cloudy	005628	2.7242	2.7306	141.10	142.10	1.00	1.12	1.12	1.12	67	95
22-May-13	10:45	Stormy	005738	2.8774	2.8833	166.10	167.10	1.00	1.18	1.18	1.18	71	83
22-May-13	13:10	Stormy	005665	2.7499	2.7569	167.10	168.10	1.00	1.18	1.18	1.18	71	99
22-May-13	14:15	Stormy	005667	2.7306	2.7363	168.10	169.10	1.00	1.18	1.18	1.18	71	81
28-May-13	9:50	Cloudy	006175	2.6674	2.6754	193.10	194.10	1.00	0.90	0.90	0.90	54	147
28-May-13	13:45	Cloudy	006753	2.6606	2.6637	194.10	195.10	1.00	1.08	1.12	1.10	66	47
28-May-13	15:07	Cloudy	006756	2.6537	2.6563	195.10	196.10	1.00	1.12	1.12	1.12	67	39



Graphic Presentation of 1 hour TSP Result

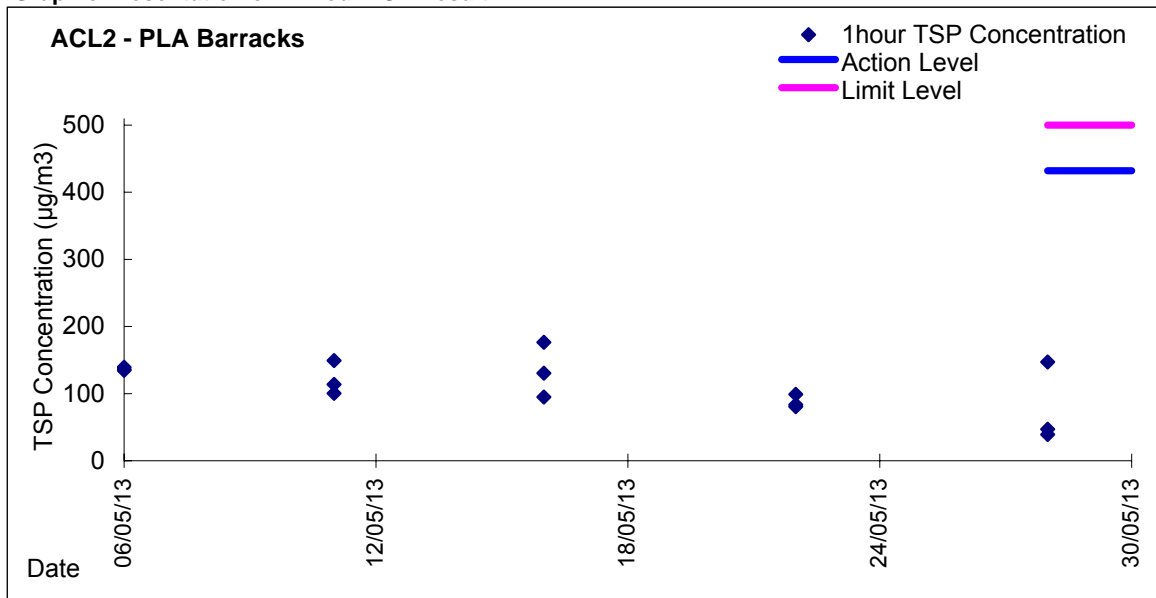


Graphic Presentation of 24 hour TSP Result

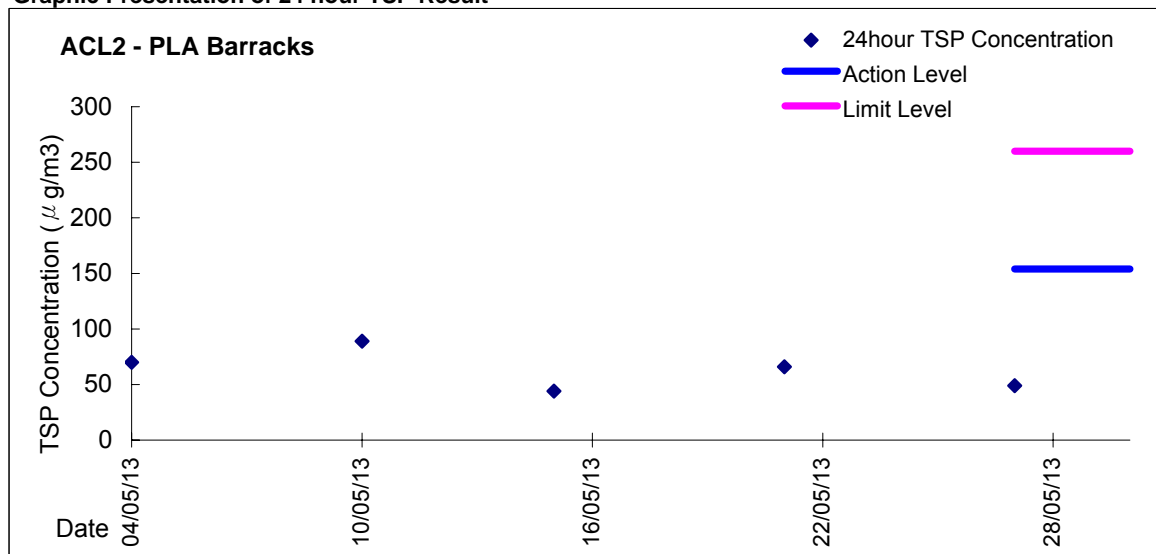


Remarks: Action and limit level are applicable for monitoring stations ACL1 and ACL2 upon commencement of construction works by Contract HK/2012/08 since 27 May 2013.

Graphic Presentation of 24 hour TSP Result



Graphic Presentation of 24 hour TSP Result



Remarks: Action and limit level are applicable for monitoring stations ACL1 and ACL2 upon commencement of construction works by Contract HK/2012/08 since 27 May 2013.