



**Noise Monitoring Result**

**Day Time (0700 - 1900hrs on normal weekdays)**

Location: M1a - Harbour Road Sports Centre

Date	Time	Weather	Measurement Noise Level			Baseline Level	Construction Noise Level	Limit Level
			Leq	L10	L90	Leq	Leq	Leq
Unit: dB(A), (30-min)								
31/10/11	9:47	Fine	73.3	75.6	69.6	69.2	71	75
10/11/11	9:52	Cloudy	74.9	77.5	70.7	69.2	74	75
15/11/11	10:35	Fine	74.9	77.7	70.4	69.2	74	75
24/11/11	09:50	Fine	74.8	77.0	70.0	69.2	73	75

Location: M2b - Noon-day gun area

Date	Time	Weather	Measurement Noise Level			Baseline Level	Construction Noise Level	Limit Level
			Leq	L10	L90	Leq	Leq	Leq
Unit: dB(A), (30-min)								
31/10/11	10:31	Fine	70.2	71.8	68.1	-	70	75
10/11/11	10:35	Cloudy	72.0	73.8	69.4	-	72	75
15/11/11	11:26	Fine	69.6	70.8	66.5	-	70	75
24/11/11	10:37	Fine	75.2	77.7	70.2	-	75	75

Location: M3a - Tung Lo Wan Fire Station

Date	Time	Weather	Measurement Noise Level			Baseline Level	Construction Noise Level	Limit Level
			Leq	L10	L90	Leq	Leq	Leq
Unit: dB(A), (30-min)								
31/10/11	11:13	Fine	68.7	70.3	65.1	-	69	75
10/11/11	13:00	Cloudy	68.7	70.5	66.6	-	69	75
15/11/11	13:43	Sunny	67.4	69.4	65.0	-	67	75
24/11/11	13:00	Fine	68.7	70.5	66.5	-	69	75

Location: M4b - Victoria Centre

Date	Time	Weather	Measurement Noise Level			Baseline Noise Level	Construction Noise Level	Limit Level
			Leq	L10	L90	Leq	Leq	Leq
Unit: dB(A), (30min)								
31/10/11	13:00	Fine	72.2	74.2	68.0	-	72	75
10/11/11	14:18	Cloudy	70.2	71.9	67.9	-	70	75
15/11/11	13:00	Fine	72.8	77.3	67.7	-	73	75
24/11/11	13:18	Fine	72.7	75.6	68.8	-	73	75

Location: M5b - City Garden

Date	Time	Weather	Measurement Noise Level			Baseline Level	Construction Noise Level	Limit Level
			Leq	L10	L90	Leq	Leq	Leq
Unit: dB(A), (30min)								
31/10/11	13:40	Fine	73.0	73.2	68.6	-	73	75
10/11/11	15:47	Cloudy	70.7	72.1	68.8	-	71	75
15/11/11	15:50	Fine	73.2	76.0	69.7	-	73	75
24/11/11	15:49	Fine	71.7	73.2	68.9	-	72	75



**Noise Monitoring Result**

**Restricted Time (1900 - 2300 hrs on normal weekdays and 0700-2300 on holiday)**

Location: M4b - Victoria Centre

Date	Time	Weather	Measurement Noise Level			Average Noise Level	Baseline Noise Level	Construction Noise Level	Limit Level
			Leq	L10	L90	Leq	Leq	Leq	Leq
Unit: dB(A), (5-min)									
02/11/11	20:25	Fine	67.7	69.1	66.0	68.1	-	68	70
	20:31		68.4	70.2	65.7				
	20:37		68.1	70.0	65.9				
11/11/11	19:36	Cloudy	66.0	67.2	64.5	66.2	-	66	70
	19:42		66.6	68.4	64.3				
	19:48		66.0	67.3	64.3				
16/11/11	19:37	Cloudy	68.2	69.4	66.1	68.0	-	68	70
	19:42		68.0	69.7	66.1				
	19:48		67.7	69.5	65.6				
23/11/11	19:57	Fine	67.5	68.9	65.5	67.5	-	68	70
	20:02		67.5	68.9	65.4				
	20:08		67.5	69.2	65.6				

Location: M5b - City Garden

Date	Time	Weather	Measurement Noise Level			Average Noise Level	Baseline Level	Construction Noise Level	Limit Level
			Leq	L10	L90	Leq	Leq	Leq	Leq
Unit: dB(A), (5-min)									
02/11/11	19:50	Fine	68.7	70.6	66.2	68.6	-	69	70
	19:56		68.5	70.4	66.2				
	20:02		68.5	70.3	66.2				
11/11/11	20:08	Cloudy	66.9	67.9	65.1	67.1	-	67	70
	20:14		67.1	68.3	64.9				
	20:20		67.3	68.6	65.3				
16/11/11	19:00	Cloudy	66.8	68.2	64.8	66.6	-	67	70
	19:05		66.6	68.1	64.6				
	19:11		66.5	67.9	64.7				
23/11/11	20:30	Fine	66.8	68.2	64.6	67.5	-	67	70
	20:35		68.0	69.7	65.4				
	20:41		67.5	68.9	65.4				

Location: M1a - Harbour Road Sports Center

Date	Time	Weather	Measurement Noise Level			Average Noise Level	Baseline Level	Construction Noise Level	Limit Level
			Leq	L10	L90	Leq	Leq	Leq	Leq
Unit: dB(A), (5-min)									
31/10/11	21:26	Fine	71.7	74.2	66.8	71.1	61.1	71	70
	21:31		71.3	73.8	67.2				
	21:36		70.2	72.4	66.1				
08/11/11	20:30	Cloudy	76.9	80.0	71.9	75.8	61.1	76	70
	20:35		75.0	77.7	70.9				
	20:40		75.4	78.2	70.8				
15/11/11	19:16	Fine	71.7	73.1	68.2	72.4	61.1	72	70
	19:21		72.9	75.7	69.0				
	19:26		72.5	75.8	67.1				
21/11/11	20:19	Fine	74.6	77.6	68.9	73.7	61.1	73	70
	20:24		72.6	75.4	68.5				
	20:29		73.6	76.7	68.9				

Location: M2b - Noon-day gun area

Date	Time	Weather	Measurement Noise Level			Average Noise Level	Baseline Level	Construction Noise Level	Limit Level
			Leq	L10	L90	Leq	Leq	Leq	Leq
Unit: dB(A), (5-min)									
31/10/11	20:51	Fine	69.2	70.4	66.9	69.6	-	70	70
	20:56		69.7	71.4	66.9				
	21:01		69.8	71.4	67.0				
08/11/11	21:21	Cloudy	67.1	68.3	65.5	67.2	-	67	70
	21:26		67.3	68.9	65.7				
	21:31		67.3	68.5	66.0				
15/11/11	19:46	Fine	67.7	68.3	65.5	67.3	-	67	70
	19:51		67.4	69.0	65.5				
	19:56		66.6	67.8	65.1				
21/11/11	21:03	Fine	73.3	76.2	68.0	72.6	-	73	70
	21:08		69.2	70.7	67.1				
	21:13		74.0	76.8	68.5				

Location: M3a - Tung Lo Wan Fire Station

Date	Time	Weather	Measurement Noise Level			Average Noise Level	Baseline Level	Construction Noise Level	Limit Level
			Leq	L10	L90	Leq	Leq	Leq	Leq
Unit: dB(A), (5-min)									
02/11/11	21:00	Fine	65.2	66.9	63.1	65.0	-	65	70
	21:06		64.3	66.0	62.4				
	21:12		65.5	67.6	63.3				
11/11/11	19:08	Cloudy	66.4	69.0	62.6	66.3	-	66	70
	19:14		67.3	68.0	62.5				
	19:20		65.0	67.1	62.5				
16/11/11	20:05	Cloudy	65.2	67.4	62.8	65.1	-	65	70
	20:10		64.8	66.6	62.7				
	20:16		65.2	67.2	62.6				
23/11/11	19:30	Fine	67.3	68.8	63.9	66.7	-	67	70
	19:35		66.6	69.0	63.9				
	19:41		66.0	67.8	63.1				



**Noise Monitoring Result**

**Restricted Time (1900 - 2300 hrs on normal weekdays and 0700-2300 on holiday)**

Location: M7e - International Finance Centre (Eastern End of Podium)

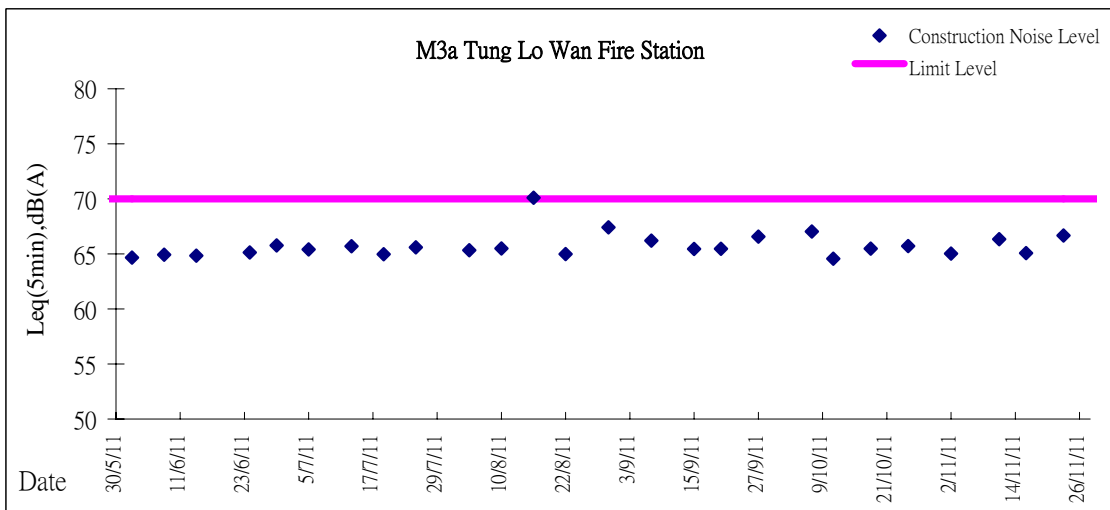
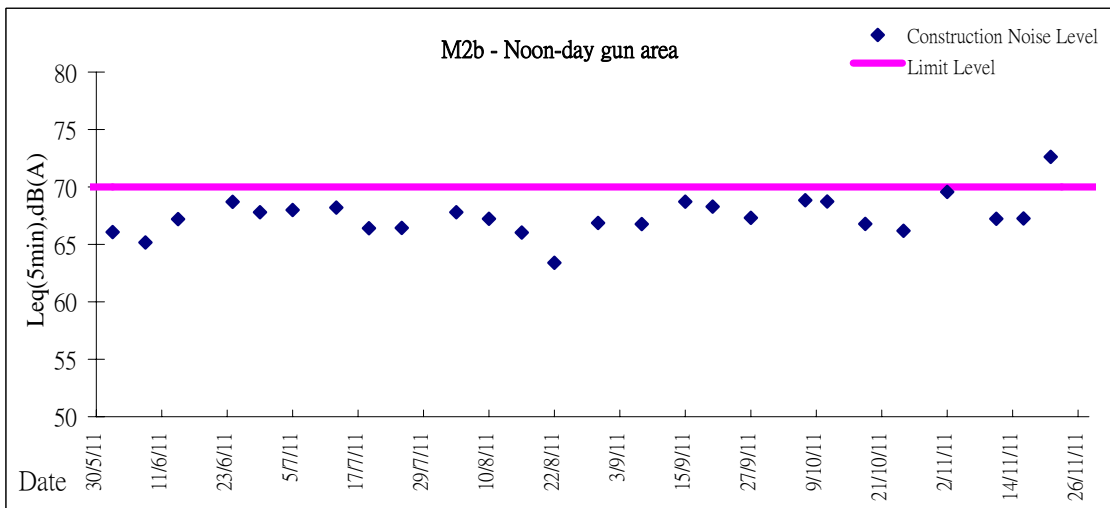
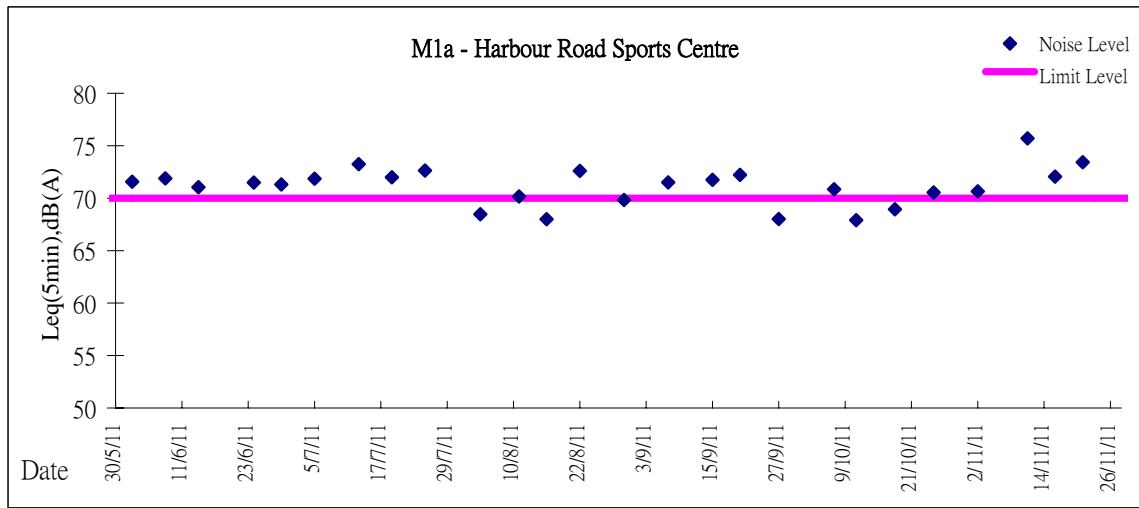
Date	Time	Weather	Measurement Noise Level			Average Noise Level	Baseline Level	Construction Noise Level	Limit Level
			Leq	L10	L90	Leq	Leq	Leq	Leq
Unit: dB(A), (5-min)									
31/10/11	20:09	Fine	67.8	70.8	62.4	66.0	-	66	70
	20:14		65.6	68.7	61.9				
	20:19		63.7	65.4	61.6				
08/11/11	19:45	Cloudy	69.1	69.6	67.4	68.2	-	68	70
	19:50		69.3	71.0	65.9				
	19:55		65.3	67.3	63.0				
15/11/11	20:59	Fine	69.2	71.7	66.3	68.6	-	69	70
	21:04		68.3	69.8	66.8				
	21:09		68.2	69.2	66.9				
21/11/11	19:00	Fine	72.0	72.6	71.3	72.2	-	72	70
	19:05		72.4	72.9	71.9				
	19:10		72.2	72.6	71.6				

Location: M7w - International Finance Centre (Western End of Podium)

Date	Time	Weather	Measurement Noise Level			Average Noise Level	Baseline Level	Construction Noise Level	Limit Level
			Leq	L10	L90	Leq	Leq	Leq	Leq
Unit: dB(A), (5-min)									
31/10/11	19:45	Fine	65.4	66.4	63.7	66.2	-	66	70
	19:50		65.0	66.5	63.2				
	19:55		67.7	70.6	63.3				
08/11/11	19:20	Cloudy	66.0	67.4	64.0	65.9	-	66	70
	19:25		65.6	66.8	64.0				
	19:30		66.2	67.9	64.1				
15/11/11	20:29	Fine	66.2	68.6	62.3	64.5	-	64	70
	20:34		63.8	65.4	62.3				
	20:39		62.7	64.0	61.2				
21/11/11	19:39	Fine	65.4	66.4	64.2	66.1	-	66	70
	19:44		67.2	69.7	64.4				
	19:49		65.5	66.5	64.1				

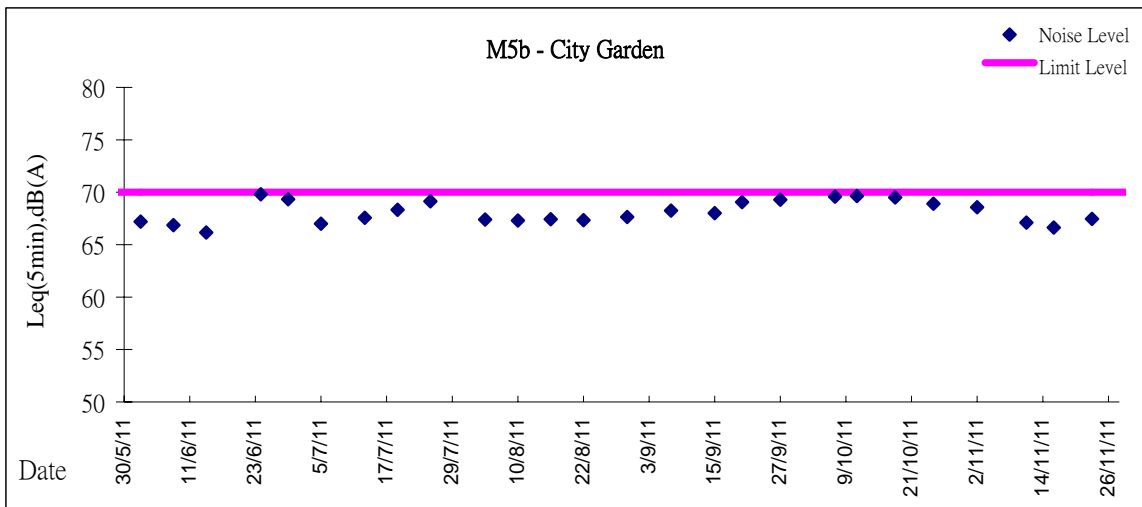
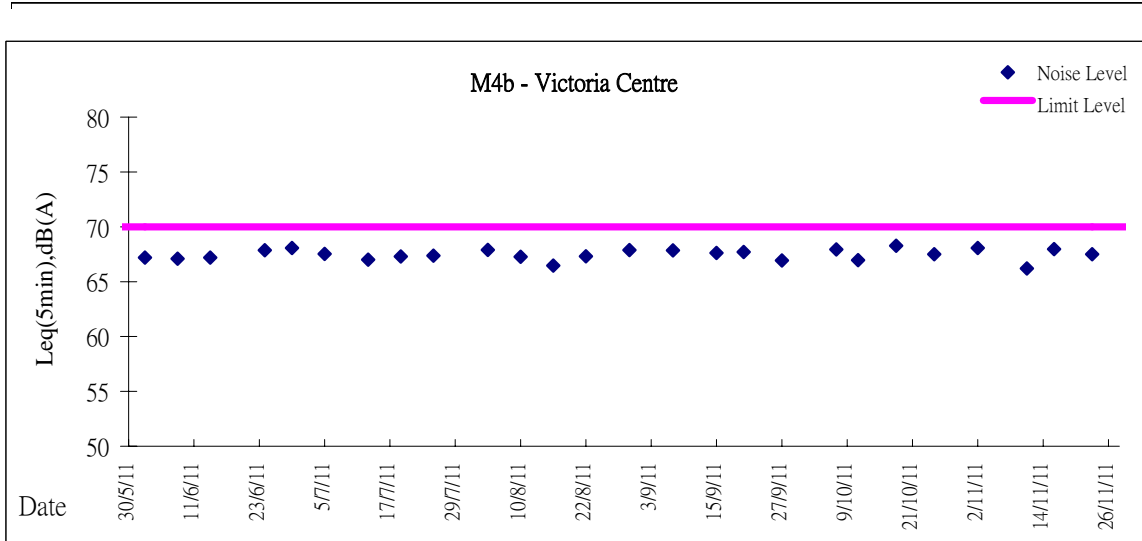
**Graphic Presentation of Noise Monitoring Result**

**Restricted Time (1900 - 2300 hrs on normal weekdays and 0700-2300 on holiday)**



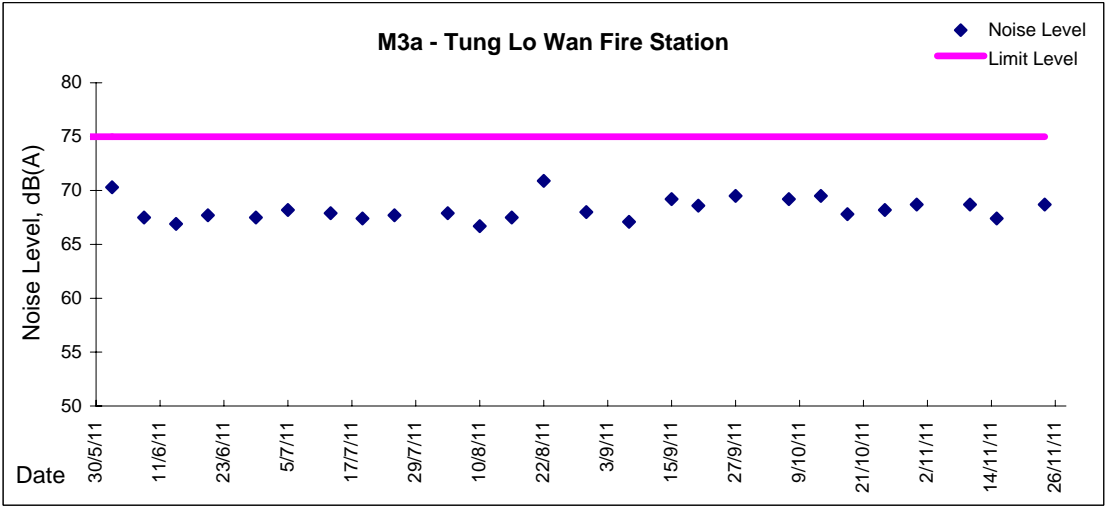
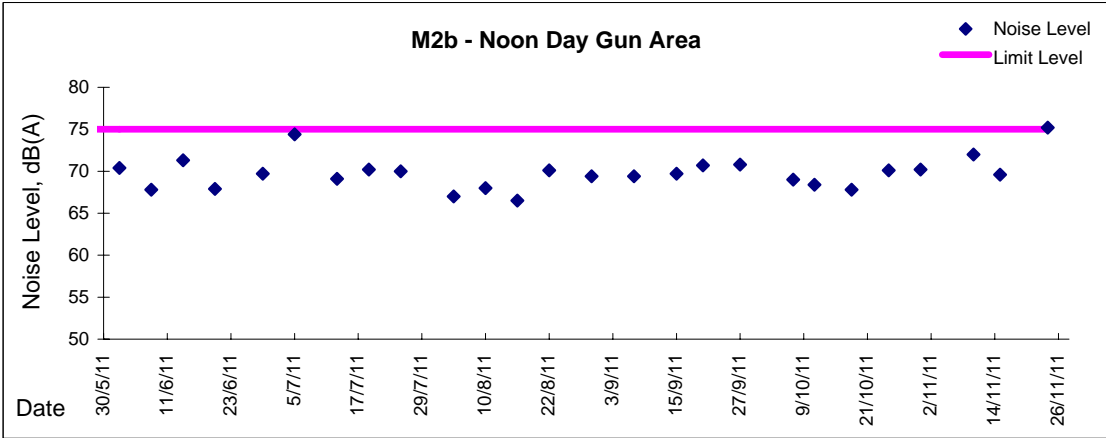
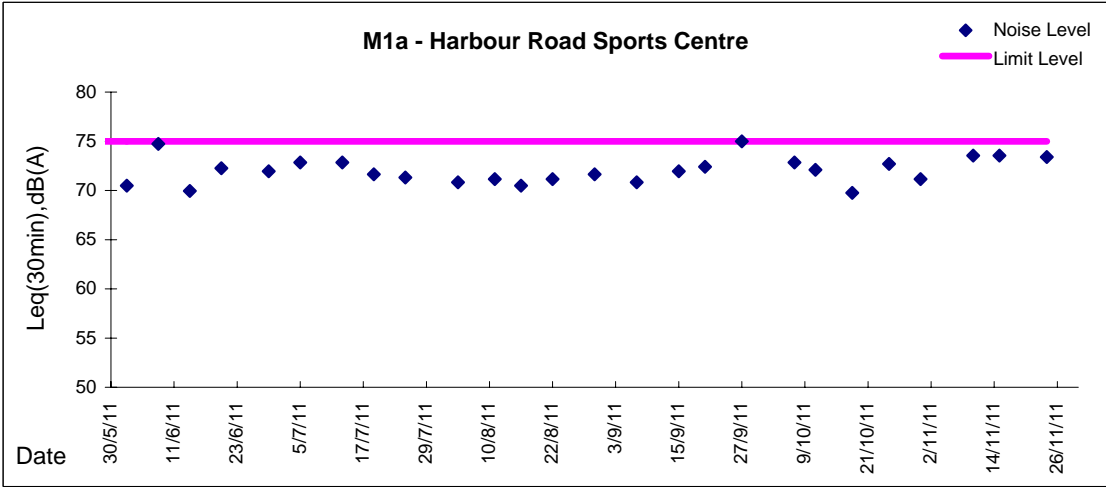
**Graphic Presentation of Noise Monitoring Result**

**Restricted Time (1900 - 2300 hrs on normal weekdays and 0700-2300 on holiday)**





**Graphic Presentation of Noise Monitoring Result**  
**Day Time (0700 - 1900hrs on normal weekdays)**





Graphic Presentation of Noise Monitoring Result

Day Time (0700 - 1900hrs on normal weekdays)

