



Location: CMA5b - Pedestrian Plaza

Report on 24-hour TSP monitoring for EP-376/2009

Action Level - 209.9 µg/m<sup>3</sup>

Limit Level - 260 µg/m<sup>3</sup>

Date	Sampling Time	Weather Condition	Filter paper no.	Filter Weight, g		Elapse Time, hr		Sampling Time, hr	Flow Rate, m <sup>3</sup> /min			Total Volume, m <sup>3</sup>	TSP Level, µg/m <sup>3</sup>
				Initial	Final	Initial	Final		Initial, Q <sub>si</sub>	Final, Q <sub>sf</sub>	Average		
29-Jun-18	8:00	Rainy	26310	2.6701	2.7336	10471.44	10495.44	24.00	1.01	1.01	1.01	1455	43.6
05-Jul-18	08:00	Cloudy	26273	2.6661	2.7276	10498.44	10522.44	24.00	1.07	1.07	1.07	1540	39.9
11-Jul-18	08:00	Fine	25827	2.6373	2.7159	10525.44	10549.44	24.00	1.07	1.07	1.07	1540	51.0
17-Jul-18	08:00	Rainy	26417	2.6839	2.7680	10552.44	10576.44	24.00	1.07	1.07	1.07	1543	54.5
23-Jul-18	08:00	Rainy	26562	2.6779	2.7432	10579.44	10603.44	24.00	1.13	1.13	1.13	1630	40.1

Report on 1-hour TSP monitoring for EP-376/2009

Action Level - 339.7 µg/m<sup>3</sup>

Limit Level - 500 µg/m<sup>3</sup>

Date	Sampling Time	Weather Condition	Filter paper no.	Filter Weight, g		Elapse Time, hr		Sampling Time, hr	Flow Rate, m <sup>3</sup> /min			Total Volume, m <sup>3</sup>	TSP Level, µg/m <sup>3</sup>
				Initial	Final	Initial	Final		Initial, Q <sub>si</sub>	Final, Q <sub>sf</sub>	Average		
30-Jun-18	8:06	Rainy	26256	2.6578	2.6620	10495.44	10496.44	1.00	1.01	1.01	1.01	61	69.3
30-Jun-18	10:05	Rainy	26259	2.6655	2.6674	10496.44	10497.44	1.00	1.01	1.01	1.01	61	31.3
30-Jun-18	13:00	Rainy	26266	2.6652	2.6670	10497.44	10498.44	1.00	1.01	1.01	1.01	61	29.7
06-Jul-18	08:04	Cloudy	26461	2.6699	2.6727	10522.44	10523.44	1.00	1.07	1.07	1.07	64	43.6
06-Jul-18	09:39	Cloudy	26454	2.6651	2.6713	10523.44	10524.44	1.00	1.07	1.07	1.07	64	96.6
06-Jul-18	13:00	Cloudy	24320	2.6681	2.6710	10524.44	10525.44	1.00	1.07	1.07	1.07	64	45.2
12-Jul-18	08:03	Cloudy	25831	2.6444	2.6481	10549.44	10550.44	1.00	1.07	1.07	1.07	64	57.6
12-Jul-18	09:20	Cloudy	26442	2.6606	2.6659	10550.44	10551.44	1.00	1.07	1.07	1.07	64	82.6
12-Jul-18	13:00	Cloudy	25862	2.6408	2.6455	10551.44	10552.44	1.00	1.07	1.07	1.07	64	73.2
18-Jul-18	08:04	Rainy	26429	2.6688	2.6724	10576.44	10577.44	1.00	1.07	1.07	1.07	64	55.9
18-Jul-18	09:08	Rainy	26432	2.6677	2.6722	10577.44	10578.44	1.00	1.07	1.07	1.07	64	69.8
18-Jul-18	13:00	Rainy	26565	2.6681	2.6702	10578.44	10579.44	1.00	1.07	1.07	1.07	64	32.6
24-Jul-18	08:04	Cloudy	26545	2.6603	2.6615	10603.44	10604.44	1.00	1.07	1.07	1.07	64	18.7
24-Jul-18	09:10	Cloudy	26536	2.6778	2.6814	10604.44	10605.44	1.00	1.07	1.07	1.07	64	56.0
24-Jul-18	10:20	Cloudy	26537	2.6910	2.6949	10605.44	10606.44	1.00	1.07	1.07	1.07	64	60.7



Location: CMA6a - WDII PRE Office

Report on 24-hour TSP monitoring for EP-376/2009

Action Level - 207.1 µg/m<sup>3</sup>

Limit Level - 260 µg/m<sup>3</sup>

Date	Sampling Time	Weather Condition	Filter paper no.	Filter Weight, g		Elapse Time, hr		Sampling Time, hr	Flow Rate, m <sup>3</sup> /min			Total Volume, m <sup>3</sup>	TSP Level, µg/m <sup>3</sup>
				Initial	Final	Initial	Final		Initial, Q <sub>si</sub>	Final, Q <sub>sf</sub>	Average		
29-Jun-18	8:00	Rainy	26315	2.6714	2.7280	4174.43	4198.43	24.00	1.17	1.17	1.17	1682	33.7
06-Jul-18	11:54	Cloudy	24319	2.6432	2.6945	4204.44	4228.44	24.00	1.10	1.10	1.10	1587	32.3
12-Jul-18	14:10	Cloudy	25841	2.6754	2.7041	4231.44	4255.44	24.00	1.05	1.05	1.05	1510	19.0
17-Jul-18	08:00	Rainy	25840	2.6439	2.7062	4255.44	4279.44	24.00	1.10	1.11	1.10	1589	39.2
23-Jul-18	08:00	Rainy	26561	2.6658	2.7305	4282.44	4306.44	24.00	1.10	1.10	1.10	1589	40.7

Remarks: Due to interruption of electricity, the 24hr TSP was rescheduled from 5, 11 July 2018 to 6, 12 July 2018.

Report on 1-hour TSP monitoring for EP-376/2009

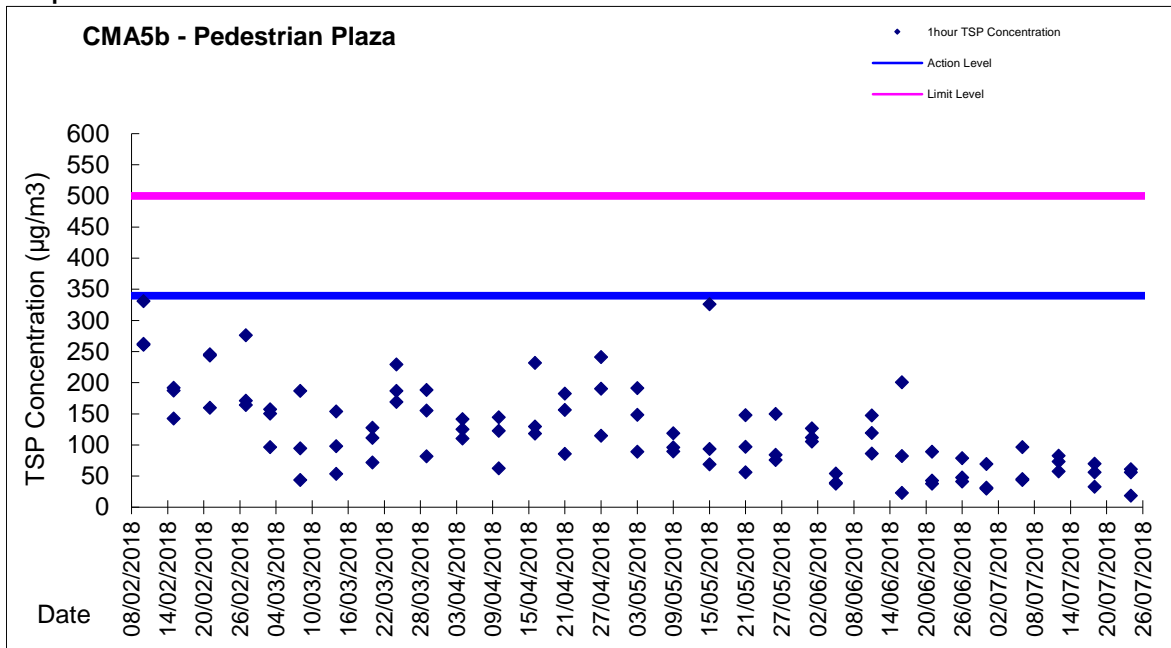
Action Level - 333 µg/m<sup>3</sup>

Limit Level - 500 µg/m<sup>3</sup>

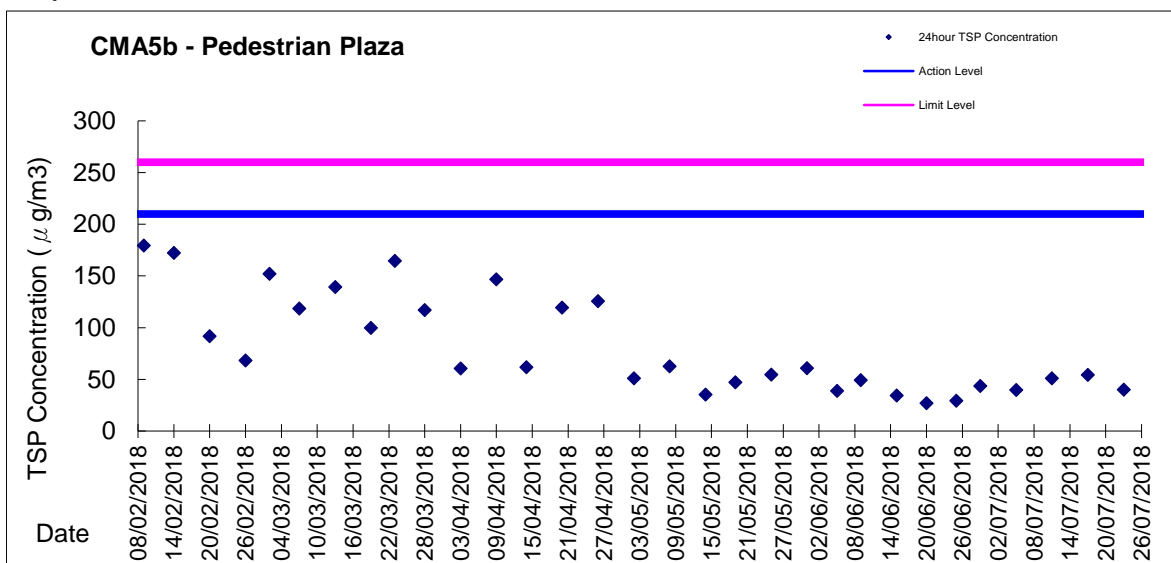
Date	Sampling Time	Weather Condition	Filter paper no.	Filter Weight, g		Elapse Time, hr		Sampling Time, hr	Flow Rate, m <sup>3</sup> /min			Total Volume, m <sup>3</sup>	TSP Level, µg/m <sup>3</sup>
				Initial	Final	Initial	Final		Initial, Q <sub>si</sub>	Final, Q <sub>sf</sub>	Average		
30-Jun-18	8:05	Rainy	26258	2.6749	2.6781	4198.43	4199.43	1.00	1.11	1.11	1.11	67	48.1
30-Jun-18	10:13	Rainy	26260	2.6690	2.6714	4199.43	4200.43	1.00	1.11	1.11	1.11	67	36.0
30-Jun-18	13:00	Rainy	26278	2.6667	2.6726	4200.43	4201.43	1.00	1.11	1.11	1.11	67	88.6
06-Jul-18	08:10	Cloudy	26016	2.6523	2.6550	4201.44	4202.44	1.00	1.10	1.10	1.10	66	40.9
06-Jul-18	09:12	Cloudy	26460	2.6676	2.6703	4202.44	4203.44	1.00	1.10	1.10	1.10	66	40.9
06-Jul-18	10:15	Cloudy	26015	2.6487	2.6514	4203.44	4204.44	1.00	1.10	1.10	1.10	66	40.9
12-Jul-18	08:02	Cloudy	26319	2.6764	2.6787	4228.44	4229.44	1.00	1.16	1.16	1.16	69	33.1
12-Jul-18	09:30	Cloudy	26439	2.6766	2.6784	4229.44	4230.44	1.00	1.16	1.16	1.16	69	25.9
12-Jul-18	13:00	Cloudy	25859	2.6584	2.6599	4230.44	4231.44	1.00	1.16	1.16	1.16	69	21.6
18-Jul-18	08:05	Rainy	26430	2.6790	2.6821	4279.44	4280.44	1.00	1.11	1.11	1.11	66	46.7
18-Jul-18	09:20	Rainy	26434	2.6643	2.6679	4280.44	4281.44	1.00	1.11	1.11	1.11	66	54.3
18-Jul-18	10:50	Rainy	26570	2.6580	2.6596	4281.44	4282.44	1.00	1.11	1.11	1.11	66	24.1
24-Jul-18	08:05	Cloudy	26544	2.6678	2.6710	4306.44	4307.44	1.00	1.10	1.10	1.10	66	48.4
24-Jul-18	10:10	Cloudy	26528	2.6647	2.6665	4307.44	4308.44	1.00	1.10	1.10	1.10	66	27.2
24-Jul-18	13:00	Cloudy	26608	2.6702	2.6748	4308.44	4309.44	1.00	1.10	1.10	1.10	66	69.6



Graphic Presentation of 1 hour TSP Result for EP-376/2009

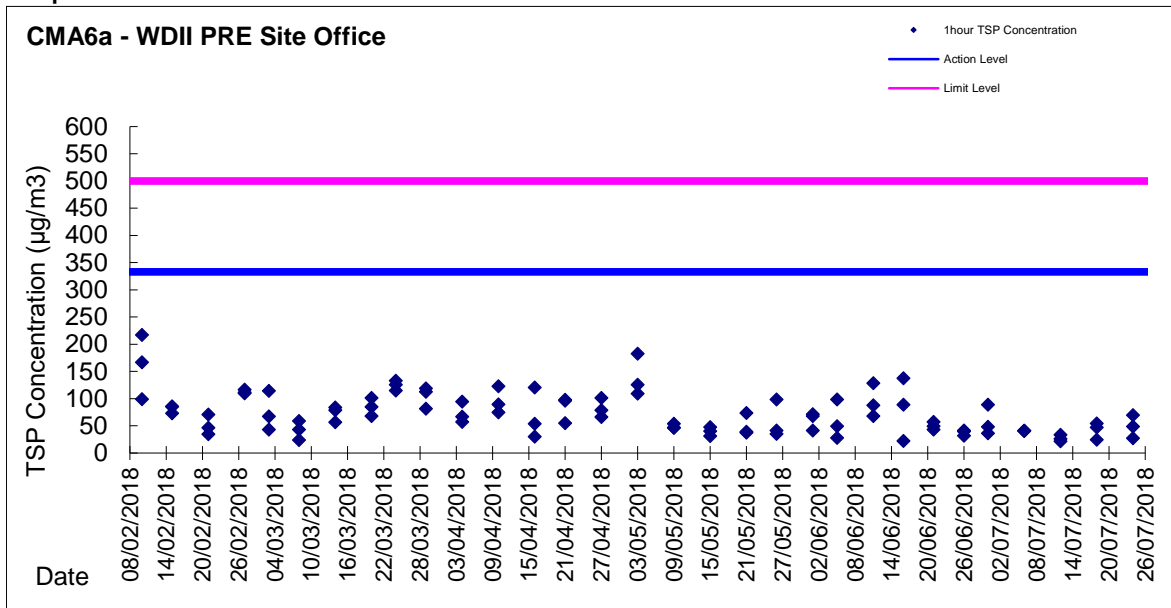


Graphic Presentation of 24 hour TSP Result for EP-376/2009





Graphic Presentation of 1 hour TSP Result for EP-376/2009



Graphic Presentation of 24 hour TSP Result for EP-376/2009

